



Community and Facility Needs Assessment **FINAL REPORT**

*"Where there is no vision, there is no hope."
-- George Washington Carver*

Prepared by
ReThinking Libraries, LLC

December 2024– Version 1.1

Table of Contents

Executive Summary	3
Leelanau Township Demographic Highlights	4
What We’ve Heard: Community Feedback Summary	5
What We’ve Heard: Community Survey Summary	8
Societal and National Trends in Public Libraries and Library Service	11
Technology Services Assessment	13
Suggested Services Focus Areas	14
Circulation Analysis	15
Space Needs Assessment Highlights	16
Programmatic Space Needs Build Up	17
Next Steps	20
Appendices	
Appendix A: Library Space Recommendations	22
Appendix B: Collection Analysis	35
Appendix C: Facility Analysis Worksheets	38
Appendix D: Concept Voting Results & Slides	51
Appendix E: Complete Benchmark Report	57
Appendix F: Demographics & Mapping	64
Appendix G: Community Discussion Notes	87
Appendix H: Community Survey Results	97

“Ignorance is more costly to any State than education.”
-- Booker T. Washington

Executive Summary

ReThinking Libraries (RTL) was retained to assess the service program, staffing, resource accessibility, and facility needs of the Leelanau Township Library (LTL) as part of developing a new Strategic Plan. During this process, RTL reviewed the Library's current facilities and services, and overall community needs for library services. This report focuses on the facilities of LTL, what RTL found, recommendations related to these findings, and all the research, input, and analysis that led to those conclusions.

RTL's specific scope for the project included:

- ✓ Gathering input through discussions with community leaders, residents, board members, and staff.
- ✓ A general convenience survey of the community related to library needs and desires.
- ✓ Analyzing demographics and household economic data of the County.
- ✓ Analyzing data on library usage and resources and benchmarking those to multiple cohorts of peer libraries from similar-sized communities.
- ✓ Analyzing LTL's facility, and overall efficiency and effectiveness in their key service areas.
- ✓ Developing recommendations related to the facility, the overall program of service, and guidance for facility placement/relocation/changes.
- ✓ Providing insight into the best "future-ready" library practices to serve the Leelanau Township service area.

General Findings:

- Usage levels of the LTL libraries for visits, program attendance, and circulation are well above the MI averages. While not elite levels they are quite strong.
- The community has very strong support for the Library.
- The seasonal demand creates a strain on resources during the busy season and additional staff during peak season should be a consideration. It would be best if the library could be sized to meet peak season needs.
- At 2,800 square feet, LTL is an average size for a community of 2,000 people, however, with a seasonal population of around 7,000, the Library is well undersized.
 - The Library is missing key features like programming space, sufficient user seating, restrooms, and adequate staff space.
- Upon examination, LTL needs additional space or most likely an entirely new library to adequately meet the community's needs, as it currently operates with a substantial shortfall in the resources necessary to serve effectively.

*"A library outranks any other one thing a community can do to benefit its people.
It is a never-failing spring in the desert."
-- Andrew Carnegie*

Leelanau Township

Demographic Highlights

- The township population grew just over 1% from 2010 to 2020 and the growth is likely to remain relatively flat.
- The population of the Township is significantly older than average with over 43% of the population over 65 years old (18% is the average in Michigan) and far fewer children with a percentage of 12% (21% is average in Michigan).
- Education levels are higher than average when it comes to both high school and higher education, and a large portion of the community is not in the workforce due to being retired.
 - 97.5% of residents over 25 are high school graduates and 59% hold a Bachelor's degree or higher. The high school figure is significantly higher than the State (90%) and National (92%) levels. The higher education figure is also higher than State (32%) and national (29%) levels.
 - 48% of the population over 16 is in the labor force which is significantly lower than the County, State, and National figures and reflects the high number of retirees in the Township.
- The significant tourist population makes it somewhat difficult to understand the realized community demographics but does increase the number of families and children in the community during the summer months.
- Mean Income levels tend to be higher than average but are somewhat deceiving as that wealth is concentrated within a small number of households.
 - Mean household income and per capita income are significantly above County, State, and National levels.
 - Median household income is significantly lower than the County and slightly lower than the State.
 - The poverty level of 7% is significantly below the State (14%) level.
- Demographics in relationship to the Library.
 - The library location is well-positioned within the township in the Village of Northport and the most densely populated portion of the community. It is also the area with the most community amenities and the marina.
 - The area with the highest deprivation index (neighborhood rank of socioeconomic disadvantage based on income, education, employment, and housing quality) is closest to the library. With that said, this area is only moderately disadvantaged.
 - Households with a computer (95%) are on par with State and National levels, but broadband internet connectivity (88%) is slightly lower than typical, so that service is more important for the Library to provide. The higher percentages of households with no internet access tend to be in the Northport area where they can more readily access the Library.
 - High percentages of Seniors are positioned throughout the township, but the highest percentages tend to be situated in the northern and eastern central portion of the township.

***See Appendix F: Demographic and Mapping
for additional statistics and details***

What We've Heard

Community Feedback Summary:

RTL conducted onsite community and staff sessions from July 23 - 25, 2024. Forty-seven people participated in the process.

What do we need to know?

- The Leelanau community is a small, remote, rural community with a dramatic population increase in the summer. The population tends to be older and more affluent.
- The community is safe and there have been more young families moving in since the COVID-19 pandemic.
- Many families have had vacation properties here for generations, and seniors tend to retire here. Affordable housing has become a big problem for those who are employed in the area or would like to move in. Employment opportunities are somewhat limited.
- The area school provides a very high-quality education and education is highly valued, but the class sizes are very small. Last year there were three graduating Seniors.
- There is a downtown area with restaurants and shops and a marina that is all very walkable. Agriculture and nature are very strong drivers of the community.
- It is a very active community, and philanthropy is an important part of the community's DNA.
- Community services are rather limited. There is no hospital, daycare is nearly non-existent, and there are no sports at the high school.

LTL Perceptions

- The Library is well-loved and considered a very important part of the community. It serves as a central gathering place and a community hub and provides a lot of value to the community. Passing a recent millage has allowed the Library to do more but the services and resources are limited by the small size of the library. It has the challenge of serving very different populations in the summer vs. the winter.
- People who use the Library love it. The staff are seen as friendly and providing excellent service. Most who use the Library are families or seniors. There is the feeling that the Hispanic population is currently not well served.
- The building is pressed for space and could use more meeting and study spaces, there could be more spaces for both active and quiet pursuits. It is currently not possible to segregate the sound in the library and the only meeting space and restrooms are shared with the Township offices next door.
- Library programs are very popular in the summer months and there are a range of options for all ages. Many of the programs are held offsite to accommodate the crowd size.
- One of the biggest concerns was getting the word out about all the library services as many in the community have no understanding of all the library has to offer. There are community members who have moved to the area since COVID-19 and have been excited to discover all the Library has to offer.

What does the community want/need from the Library?

- The community is asking for more space and to maximize the existing space. They want the Library to be the place to go. They want a comfortable place to read, study, and gather.
- The community needs more meeting spaces, and some would like to see more quiet zones, while the staff could use more storage and workspace. The entire space needs to be ADA-accessible and should have restrooms onsite.
- There were numerous suggestions for various programs, services, and resource offerings that would enhance the Library.
- Partnerships with other organizations including the schools may be an alternative for more space for meetings, programs, and amenities like makerspaces.
- Marketing and promotion were considered very important, and many are not aware of the Library and all it has to offer. With such a small staff it is challenging to do much outreach to help draw people in.

What We've Heard

Community Feedback Summary — continued:

Customer Service—Ease of Use

- The overall space is not very welcoming because the space is so cramped. Wayfinding is challenging and the building is not well marked as the Library.
- Many felt the option of a self-check machine would be helpful. Since the staff is limited and some people like to chat with them, it can make it difficult to get in and out quickly sometimes.
- Wider aisles and a focus on ADA accessibility would make the building more usable.

Collections

- Patrons enjoy having access to a larger collection through MeLCat. Most were impressed with the quality of the collection that is available.
- Collection sizes are very limited due to the building size making weeding challenging. Large print resources that are more accessible and not placed on shelves that are too high or too low would be appreciated.
- Some transitions will need to be made as DVDs and CDs decline in popularity.
- The Library of Things is appreciated but it is also limited due to the building size. The Library could be doing more here.
- The unusual items like the kits, ice cream machine, and bikes are loved by many.
- This collection could be more browsable which may help increase circulation. People love the collection, and it brings in people who might not have normally come in. Marketing will continue to be important, especially as this collection is expanded.

Services and Spaces

- The wish for this area is different flooring that can better accommodate messy projects but still provide a safe and cozy space.
- Enough space for the 8-12 group is a problem. They do seem to like the computers and could use some social space.
- There is not a lot for the teen group in the community. There could be some opportunities if a lounge area and more activities could be provided. It may need to involve a partnership with other organizations.
- There are so many seniors in the community, and they want connection, collaboration space, and programs.
- The overall library needs spaces better designated for different uses. The space needs to be very adaptable to meet the needs of the two different libraries—the summer library and the winter library.
- ADA accessibility needs to be much better.
- A calming room came up as a resource that would be helpful.

STEAM: Technology, Creation Areas, Spaces, and Resources

- Updated basic technology such as better-positioned charging options are desired. Currently tripping over cords as there aren't a lot of outlets.
- Some were very interested in a Makerspace at the Library, but the focus needs to be managed carefully as there are other arts-based options in the area.
- As new technology services become available, promoting them to create awareness will be important.

Meeting Services and Spaces

- Meeting spaces that are technology-enabled were one of the most requested spaces since there are limited resources throughout the community. Currently, some programs are held offsite due to limited space.
- Also need some smaller study rooms that also need to be tech-enabled for Zoom meetings and Telehealth visits.

What We've Heard

Community Feedback Summary — continued:

Outdoor Spaces

- Outdoor space is limited on site but there are spaces where seating and tables could be incorporated.
- The park across the street is used for programming and the community would like to see even more outdoor opportunities in the summer.

Library Programs Overall

- Summer programs are appreciated but they are perceived as mainly children's programs.
- Winters are long and there is a desire for things for year-round residents to do.
- There were several specific examples of desired programs.

Equity, Diversity, and Inclusion

- This is important to the Library but since it is polarizing it is important to just be sure the library and services are available for all.
- Some felt that there should be some recognition of the Native American tribes in the area.

Outreach and Community Awareness/Connection

- Would like to do more outreach but limited due to small staff size.
- This is another area staff are concerned about being able to address with such a small staff, but they want to do it and know it needs to be figured out.

Online access-Digital Connectivity

- Patrons would like to see tutorials on using the available digital resources.
- This is another area where staff resources are stretched thin.
- The website needs to be done but the initial development could be hired out. An easy-to-maintain platform is a must.

Local History and Genealogy

- Don't have the space for this but maybe some digital options would be an alternative.
- Utilizing historic images throughout the spaces was something that appealed to many.
- This is another area where the Library could potentially reach out to the Tribe.

Collaboration and Partnerships/Friends of the Library

- Partnerships are already occurring but there could potentially be more.
- LIFT came up often as a partnership that may help to engage the teens.
- More collaboration with the schools was another opportunity often raised.
- The Friends of the Library are a wonderful group and have formed a 501c3.
- It is possible there could be some fundraising opportunities for the community.

Other Comments

- The Board, Staff, and Director are all loved and seen as responsive.
- There were a lot of questions and discussions about potential approaches and locations for a new library space. There were also libraries people enjoyed that were raised as potential places to check out.
- There were also a few questions and discussions about the strategic planning process we are undertaking.

***See Appendix G: Community Discussion Notes
for complete session notes***

What We've Heard

Community Survey Summary:

RTL conducted a community survey from July 1- August 26, 2024. 294 respondents started the survey. We needed 324 responses for a statistically significant result at a 95% confidence level with a 5% margin of error. Our result did exceed a 6% margin of error for the LTL population served.

Key Demographic info

- 294 respondents started the survey and 80% completed it. We needed 324 responses for a statistically significant result at a 95% confidence level with a 5% margin of error. Our result did exceed a 6% margin of error for the LTL population served.
- 74% of the respondents were in the 49670-zip code. A wide variety of zip codes were outside of the immediate area demonstrating the seasonal nature of the population.
- All age groups were represented though the responses were heavily skewed toward the 65 and over age group at 60% - 14% were 55-64, 9% were 35-44, 9% were 45-54, 2% were 25-34, 1% were 18-24, and 1 was under 18,.
- Racial diversity was present in the respondents. The Hispanic population was significantly underrepresented but at a rate similar to what we see in other communities with significant minority populations. The population is 4% Hispanic and only 1% of respondents were Hispanic. All racial groups found in the Leelanau Township Library service area were represented. The American Indian population was also underrepresented.

Library Activity

- 62% of respondents visit the library once a month or more often, 37% visit weekly or more often. There were about 16% non-users, which is a typical result.
- Of those who don't visit the physical building, 32% use their own technology, 21% prefer to buy and own their material, 18% never think of the Library as an option, 16% use a different library, and 14% don't live in the area.
- 57% use another library in addition to or instead of Leelanau Township Library. 42% use the Suttons Bay Library and 33% use the Leland Township Library. 70% used other libraries outside of the immediate area.
- The main reason for using another library was that 35% were part-year residents and 24% indicated they had the materials they wanted. Weekly, monthly, or a few times a year were the frequencies people tended to use other libraries.
- 87% have an LTL library card, of those who don't, several use other area libraries. Others indicated they were new to the area, a seasonal resident, or they had misplaced their card.
- Respondents were heavily focused on using the library for materials with 83% using the Library to find a book and 32% finding DVDs, CDs, and videos.
- Other primary uses were attending a library program (44%), picking up materials on hold (42%), just enjoying spending time at the library (41%), or visiting the book sale (41%).
- Of those who offered Other Reasons for visiting many cited participating in specific library programs, using craft programs, or chatting with staff.

How people describe the Leelanau Township Library

- 96% (Strongly agreed or Agreed) felt the Library is an important part of the community, 96% found the Library a welcoming and safe place, 94% found the library staff knowledgeable and helpful, and 95% found the library's location convenient for them.
- The area people agreed less strongly with was the Library having adequate space for the needs of the community with 49% approval (24% didn't know or had no opinion on the subject and 52% disagreed), the Library's having adequate space for their needs had an approval of 44% (13% didn't know or had no opinion on the subject and 38% disagreed). The Library seeming accessible for those with physical challenges had a 42% approval (34% didn't know or had no opinion on the subject and 22% disagreed). Of the 16 areas, only 9 had at least 70% agreed with the statements on the different aspects of the Library.

What We've Heard

Community Survey Summary — continued:

What are the most important issues facing the community?

- One of the biggest community concerns is the lack of affordable housing. It leads to other concerns such as having an adequate workforce and making the community accessible to younger families
- The community overwhelmingly thought of the Library as being among the most important issues for the community. Several comments concerned having adequate space, restrooms, being ADA accessible, and having adequate hours.
- Managing the seasonal aspects of the increased summer population and decreased winter population was also a concern.
- Providing adequate community resources such as community spaces, meeting rooms, and childcare were of concern.
- This community has some concerns about the aging population of the community.
- As with many other communities, concerns were also raised about inflation, the economy, maintaining infrastructure, and community funding.

Library's role in the community

- 11 of the 19 areas had at least 75% or more of the respondents Strongly Agreeing/Agreeing that these items were part of the Library's role in the community.
- It's very clear that the community sees the library taking a major role in Providing Access to Books and Other Materials, Providing Access to Basic Technology, Supporting Teens and Young Adults, Supporting Children and Youth, and Youth Education Support; with Connecting community members through programs, Providing access to new and emerging technology, and Life-long Learning not falling far behind.
- Areas with less interest were Offering Programs and Services Out in the Community with 46%, Services and Programs for Local Businesses and Entrepreneurs which scored 51%, Health and Wellness Activities with 58%, and Providing a Community Center-like Environment with 65%.

Important Library Services

- Only 6 of the 17 services on the list had 70% or more respondents who felt there were services considered Extremely Important or Important.
- Access to Physical Materials for Browsing and Checkout, was considered the most important service offered, followed by Access to Wi-Fi, Children's Programs, and Digital Content.
- Services seen as less important were Non-traditional items to checkout, Creative Spaces or Maker Labs, International language materials, and Technology for digital creativity and productivity.

Important Library Facility Features

- The most important library facility features were Readily Accessible Collections which had 94% considering those features Extremely Important or Important, Quiet Spaces at 86%, and the Children's Area and Good Pedestrian/Bicycle Access at 83%.
- Food and drink area with seating was least important with 19% considering it Important and 39% Unimportant, Dedicated space for video and/or audio/music production at 29% Important/28% Unimportant, Creative Spaces or Maker Labs at 44% Important/22% Unimportant, and Outdoor gathering/seating area 53% Important/15% Unimportant.

What We've Heard

Community Survey Summary — continued:

Library Programs

- 56% of respondents indicated that they have attended adult programs at the library, 32% attended children's programs, 14% virtual programs, and 12% multi-generational programs.
- Most commonly reported reasons for not attending programs: 38% indicated they didn't have kids or their kids were grown, 29% indicated they were not aware of the programs available, 23% said they had no particular reason, and 15% said they never thought about attending library programs.
- Most requested programs were Book Clubs/Discussion Groups, Technology Classes, Cultural Awareness Programs, Storytimes, How-to Classes/Workshops, Programs for Seniors, Summer Reading, and Travel; and least requested on the survey were Comic-con, Video gaming, Anime/Manga Club, Job Search and Employment, Teen Advisory Groups, Parenting Workshops and Programs, and Social Media Apps.

Supporting all members of the community

- This was a topic that many people didn't feel they were very informed on so there were large percentages of Neutral and Don't Know Responses in several areas.
- The Library seems to be doing the best with the Materials where 68% agreed community members were supported. Programming and Community Engagement were next with 55% and Community Engagement with 57% feeling all were supported.
- Areas with the lowest levels of approval were Facility with 42%, Marketing with 34%, and Diversity of Staff with 36%.

Preferred Methods of Finding Out About Library News and Events

- The most preferred methods for finding out about library news and events include Emails from the Library, the Library Website, and the Library Newsletter.
- Radio and Marketing based on my profile, usage, and preferences were the least preferred information channels.

Other Comments

- There were many very positive comments about the staff, the Library, and how they are appreciated as a community resource. The community appreciates that the Library has so much to offer.
- Library facilities and spaces were a hot topic and many of the points were reflected in the things the Library should consider. The biggest concerns are adequate space to serve the community well and restrooms that are located within the Library.
- A few comments were made about the collection of materials the library offers, and the materials people enjoy, including non-traditional items.
- There were specific program suggestions for all ages and appreciation for the existing programs.

***See Appendix H: Community Survey Results
for complete survey results***

Societal & National Trends in Public Libraries and Library Services

- Physical books are NOT going away.
 - Before the COVID-19 pandemic e-book usage had hit a usage plateau. (1) During the pandemic, the usage of e-materials increased, driven initially through necessity. Post-pandemic, a new e-materials usage level plateau is settling in higher than the pre-pandemic level but below the levels seen during the pandemic's peak.
 - In our polling over the last 36 months most users report going back to reading physical books when they are available though many appreciate e-books more than they did before.
 - Digital native generations still have a strong preference for physical books with most studies indicating an over 65% preference for print by Gen Z. (4). The pandemic has not changed this.
 - Regardless, materials usage will continue to evolve, and collections need to align to those changes in each community. Over 62% of respondents in a Library Journal survey indicated they read more than one format of materials, and those numbers are higher for younger readers. (4)
- Book challenges gained momentum in 2022 with 2,571 unique titles challenged and 48% of challenges occurring in public libraries. (6)
- Loaning of non-traditional collections, often referred to as a 'Library of Things', continues to gain momentum and become more tailored to the needs of each community. Many communities are looking more critically at how these collections can help solve local challenges. (6)
- Gen Z and Millennials who don't identify as readers are still visiting libraries. 54% of Gen Z and Millennials visited the library in a year and 23% of those did not identify as readers. (5)
- Libraries have become more innovative and adaptive post-pandemic. Some libraries have gone as far as to lend cell phones to the unhoused population to provide them with better access to technology, services, and social connections. (6)
- All communities have segments of their populations that desperately need and will always need the library for its wide variety of services and resources. There are pockets of Leelanau Township that rely heavily on the services provided by the Library.

Format Use and Preference by Age Group

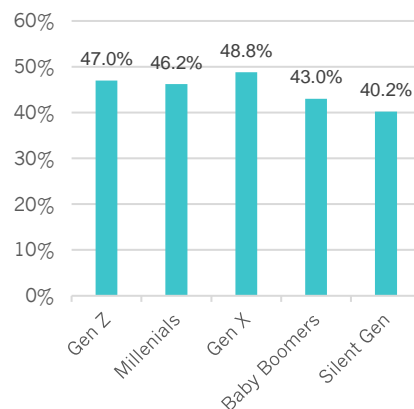
	GEN Z		MILLENNIALS		GEN X		BABY BOOMERS		SILENT GEN**	
	FORMATS READ	PREFERRED FORMAT*	FORMATS READ	PREFERRED FORMAT*	FORMATS READ	PREFERRED FORMAT*	FORMATS READ	PREFERRED FORMAT*	FORMATS READ	PREFERRED FORMAT*
Hardcover	79.4%	38.9%	72.9%	38.7%	73.4%	42.8%	75.2%	37.1%	70.9%	32.5%
Paperback	73.8%	27.4%	74.1%	27.4%	73.8%	26.3%	74.7%	20.2%	68.8%	21.3%
Ebook	31.7%	8.4%	40.9%	12.4%	35.0%	8.8%	31.9%	11.8%	29.1%	12.7%
Audiobook	19.4%	7.4%	24.0%	7.6%	18.5%	3.7%	11.3%	2.8%	7.2%	4.1%
No preference		17.9%		13.8%		18.5%		28.0%		29.5%

*IF YOU READ MORE THAN ONE FORMAT

**SILENT GENERATION

SOURCE: L/ GENERATIONAL READING SURVEY 2019

% Borrowed one or more book annually

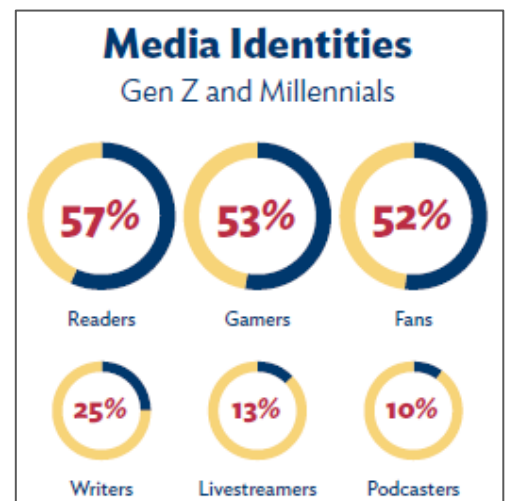


SOURCE: L/ GENERATIONAL READING SURVEY 2019

Public Libraries and Library Services – continued

- Libraries are leading literacy efforts in all forms and for all ages. This includes reading, technology, civic, and financial literacy.
- There is a national focus on lifelong learning and libraries play a huge role in this area. Millennials in particular show a stronger interest in these programs and general usage of libraries than older generations. (3)
- Public libraries are increasingly seen as community gathering spaces and the hubs of their communities. This is particularly true in communities like Leelanau Township where other outlets don't always serve this role for all residents.
- Gen Z and Millennials identify as both media consumers and media creators. They tend to explore across a variety of different media and tend to pursue both consuming and creating at the library. (5)
- Increasingly, libraries have been working with the business community to provide job training opportunities and support for entrepreneurs. (6)
- Library professionals are well-positioned to help close economically damaging literacy and education gaps but are often overlooked or ignored as economic drivers. (2)
- Economic and social needs post-COVID pandemic are even higher than before.
- User spacing requirements/desires are higher post-pandemic.
- Since libraries are open public spaces and have taken on a large role in dealing with social issues in the community, library staff are increasingly experiencing trauma in the workplace. (7)
 - Burnout of library staff is increasing due to stress and trauma.
 - Library staff are doing more of the work of social workers which adds to stress.
 - 68.5% of library workers in urban libraries have experienced violent or aggressive behaviors from patrons and 22% have experienced that type of behavior from their coworkers.
 - Supportive environments are most frequently identified as a need in helping staff deal with traumatic events.

1. "Report: E-book Usage in U.S. Public Libraries", Library Journal, 2016
2. "Building Literacy Skills Leads to Economic Growth: The Case for Investing in Libraries to Grow the Economy", Every Library Institute, February 2021
3. "Millennials are the most likely generation of Americans to use public libraries", Library 2016, Pew Research Center, September 2016
4. "Reading Through the Ages: Generational Reading Survey", Library Journal, January 6, 2020
5. "Gen Z and Millennials: How They Use Public Libraries and Identity Through Media Use", American Library Association, November 2023
6. "The State of America's Libraries 2023", American Library Association, April 2023
7. "2022 Urban Library Trauma Study", Urban Librarians Unite, New York Library Association, and St. John's University, 2022



SOURCE: "Gen Z and Millennials: How They Use Public Libraries and Identity Through Media Use", American Library Association, 2023

Technology Services Assessment

LTL's overall technology position is typical of libraries of their size; however, we would recommend a higher emphasis on technology in the Library to support increasing library patron technology literacy goals.

- **Self-check Stations:** Though self-check stations were originally positioned as a way to free up staff, their importance has evolved. Patrons expect to have self-serve options available even when full-service staff options exist. Self-check stations also support user privacy which is important to users and librarians alike. LTL should consider offering a supported self-service option.
- **Laptop Circulation:** Providing laptops for usage within (or even beyond the walls of the library) is becoming a standard service at libraries across the US. This can become a cumbersome offering for staff, and as such laptop dispensing solutions are high on the "needs" list of many libraries. The COVID pandemic has made users less comfortable being packed in at public computer banks as they were in most libraries pre-pandemic. The shift to laptops also means space currently tied up with fixed PCs can be made more flexibly available to users. LTL should evaluate options like this for the Library.
- **Digital Signage:** The library should be looking to implement digital signage solutions. Digital signs should be targeted in areas where patrons dwell and have a chance to see the multiple screens that will rotate through. Meeting rooms are an underutilized position for digital signs and should be part of the planning for LTL.
- **Website:** The Library's website needs updating to be more accessible and as a place to more easily find program information.
- **STEM/STEAM – Maker/Creativity Technology:** LTL should consider Maker and STEM/STEAM-related technology in a new larger library. The current facility does not have enough space to realistically support these kinds of resources but libraries across the country are having success when these solutions are tailored to their communities.
- **Upgraded Computers and Wireless Printing:** As a critical service offered to the community, computers need regular updating, and wireless printing from patron computers and personal devices has become a standard offering in most libraries.



Suggested Focus Areas for System Services and Spaces:

■ Lifelong Learning and Educational Engagement

- Residents are looking for the library to provide cultural and educational opportunities to continue their lifelong learning. The library is seen by the community as the organization to be the primary provider of this type of content for all ages.
- With a high senior/retired population and an above-average higher education rate there is a larger demand for this content than in the average community.
- Parents and families also have high expectations for the library to provide both traditional youth programming and innovative new types of programs.
- Gaming, social, and creative arts-related programs are also a key approach to attracting and engaging teens and tweens in the community.

■ Community Connector

- There is a high need for meeting spaces in the community. A variety of spaces are needed from small spaces for 2 to 4 people for work and study purposes, to larger group meeting spaces.
- Leelanau Township needs organizations that can bridge the divides of people, organizations, governments, and companies. LTL is well-placed to be a central player in strengthening the local ecosystem with new meeting spaces and being the place that brings the community together.
- With meeting spaces in the new library, LTL would be well-positioned to host community events community conversations, and local “summits” addressing key regional issues. These activities would create an inclusive environment where everyone in the community feels welcome and encouraged to participate.

■ Youth Engagement and Literacy Development (children and their caregivers)

- LTL needs to be more active and engaged with youth services. The community needs are there, and the library is poised to meet them, but it requires better facilities and infrastructure to do so.
- While storytimes are foundational, creative programming into later years of youth should also be explored and offered where alignment with community interests occurs. It must be remembered however that it takes time to build an audience, especially with tweens and teens and transportation limitations can severely impact their ability to participate, at least in person.
- Efforts should be targeted to both youth and their caregivers, making the library a desired destination for families. When families are thinking of something to do, LTL should be high on their list.
- Teens should not be forgotten in the plans for the Library. With limited options for teen activities within the community, there are opportunities to engage teens in a variety of ways, but they should be included in the direction of activities and spaces.
- Depending on the location of a new library, Teens and Tweens visiting the library after school should likely be factored into the design considerations of the building. A quiet room of some kind, so that users of all ages can find a quiet space within the library even during those busy afterschool hours, is a must.

“The moral test of a government is how that government treats those who are in the dawn of life, the children; those are in the twilight of life, the elderly; and those who are in the shadows of life, the sick the needy and the handicapped”
– Hubert Humphries

RTL conducted a segment-by-segment analysis of library collections to assess the number of holdings and each segment's utilization level (turnover).

High-level Takeaways

- Overall Turnover is below average with most of the Fiction and Non-Fiction at all age levels underperforming.
- Low Turnover is largely driven by a high number of collection items per capita.
- Circulation level is moderate at 5.4 items per capita but more face-out merchandising of the collection would help to drive up circulation.
- Media collections will need to be closely monitored and managed as their use continually declines.
 - Audiobook circulation has been declining very rapidly.
 - DVDs are still circulating relatively well but may also decline over time, but the turnover of this collection is under 1.0., again driven by the high item count.
- Digital circulation has been increasing and currently accounts for 28% of all circulation.
- There is an opportunity to develop a larger “Library of Things” but space is needed to do so.
- Given the seasonal nature of the community, turnover may be a little lower than typical libraries since the collection needs to adequately serve the community in the summer months.

***See Appendix B: Collection Analysis
for a more detailed analysis***

Space Needs Assessment Highlights

RTL conducted a Space Needs Assessment for the Leelanau Township Library utilizing two methods.

Space Needs based on Square Footage Per Capita Benchmarks and Averages

- From our experience working with hundreds of public libraries, we've arrived at a general range of square footage per capita that seems to best serve the public and keep the library modest in space and costs.
- Our experience is that a reasonable average for smaller community public library facilities ranges from 1.0 to 1.5 square feet per capita though as you get smaller the averages go up.
- The benchmark analysis of similar libraries showed the following averages:
 - Michigan Libraries (all sizes): 1.05 sq ft/capita
 - Michigan Class 1 Libraries (under 4k pop.): 1.48 sq ft/capita
 - Michigan Class 2 Libraries (4K to 7K pop): 1.07 sq ft/capita
 - Michigan Class 3 Libraries (7K to 12K pop): 1.02 sq ft/capita
 - MI Aggregate of Class 1 thru 3 (under 12k pop): 1.19 sq ft/capita
 - National (all libraries): 1.2 sq ft/capita
 - National (under 12k pop.): 1.5 sq ft/capita
 - Elite Highly Utilized Libraries (under 12k pop): 2.7 sq ft/capita
- Because LTL has a varying population throughout the year, we look at both the year-round population and the estimated seasonal summer population. Our understanding is that even the more year-round population can be highly variable at between 2,000 and 3,000.
- For the purposes of this assessment, we'll take a base/year-round population of 3,000.
 - Low End: 3,000 square feet (1.0 sq ft/capita)
 - Mid point: 4,500 square feet (1.5 sq ft/capita)
 - High End: 7,500 square feet (2.5 sq ft/capita) (given the summer pop. Peak, the high end should be the important number here)
 - Current: 2,800 square feet (0.93 sq ft/capita for pop. of 3,000/1.3 sq ft/capita for the actual legal service population)
 - Space Deficit: 4,700 sq ft
- We'll also look at a seasonal summer population of 8,000.
 - Low End: 8,000 square feet (1.0 sq ft/capita)
 - Mid point: 12,000 square feet (1.5 sq ft/capita) (given this is a summer peak, the midpoint should likely be the more important number here)
 - High End: 16,000 square feet (2.5 sq ft/capita)
 - Current: 2,800 square (0.93 sq ft/capita for pop. of 3,000/1.3 sq ft/capita for the actual legal service population)
 - Space Deficit: 9,200 sq ft
- Given the above RTL would recommend the Leelanau Township Library should ideally be in the 7,500 to 12,000 square foot range, probably with an ideal target of 9,750 square feet.

Space Needs based on Programmatic Space Needs Build-up approach

- A space needs programmatic build-up was also completed (shown in the following pages)
- This approach develops space needs based on standards, collection sizes, and programmatic goals, then builds the needs up area-by-area, element-by-element.
- This analysis yielded similar space range needs as the above per capita approach.

Programmatic Space Needs Build Up

Space Programming and Allocation Matrix Leelanau Township Public Library							Version 1.0 12/17/2024
	Area	Space Needs - 3K Population Level (Year Round Level)		Space Needs - 8K Population Level (Summer Seasonal Population)		Comments	
ADULT/GENERAL PUBLIC SPACES		UNIT	SF PER UNIT	SF PER UNIT	SF PER UNIT		
Entrance, Friends & Customer Service							
1.01	Entrance lobby	1	50 SF	50 SF	1	75 SF	75 SF
1.02	Internal book return	1	30 SF	30 SF	1	50 SF	50 SF
1.03	Main service point	1	100 SF	100 SF	1	100 SF	100 SF
1.04	Secure Laptop Storage	1	25 SF	25 SF	1	25 SF	25 SF
1.05	Self check stations	1	75 SF	75 SF	1	75 SF	75 SF
1.06	Self-serve holds	200	.10 SF	20 SF	300	.10 SF	30 SF
1.07	Display/Gallery space	0	75 SF	SF	1	75 SF	75 SF
1.08	48" LCD Panels	1	25 SF	25 SF	1	25 SF	25 SF
1.09	Literature rack	1	25 SF	25 SF	1	25 SF	25 SF
1.10	Business Center - Photocopier, Scanner, etc.	1	75 SF	75 SF	1	100 SF	100 SF
1.11	Friends Book Sale	1	75 SF	75 SF	1	75 SF	75 SF
1.12	Family Restrooms	2	80 SF	160 SF	1	80 SF	80 SF
1.13	Public Restrooms	0	100 SF	SF	2	100 SF	200 SF
1.14	Mother's / Nursing Room	1	80 SF	80 SF	1	80 SF	80 SF
Subtotal				740 SF			1,015 SF
Popular Library - (Near as Possible to Entrance)							
2.01	New adult books	200 Bks	.12 SF	24 SF	300 Bks	.12 SF	36 SF
2.02	Adult DVD media	2,250 Items	.08 SF	180 SF	2,250 Items	.08 SF	180 SF
2.03	Adult periodicals	30 Titles	1 SF	30 SF	30 Titles	1 SF	30 SF
2.04	Adult lounge seating	2	50 SF	100 SF	4	50 SF	200 SF
2.05	Occasional Tables	1	8 SF	8 SF	2	8 SF	16 SF
Subtotal				342 SF			462 SF
Meeting Rooms -							
3.01	Large multi-purpose meeting	25 Occ	15 SF	375 SF	50 Occ	15 SF	750 SF
3.02	Meeting Room Storage	1	100 SF	100 SF	1	100 SF	100 SF
3.03	Medium Sized Meeting Room	1	150 SF	150 SF	1	175 SF	175 SF
3.04	Small Group Meeting	1	90 SF	90 SF	2	90 SF	180 SF
3.05	Individual Study Room	2	60 SF	120 SF	2	60 SF	120 SF
Subtotal				835 SF			1,325 SF
Adult Library							
4.01	Adult fiction	4,000 Bks	.09 SF	360 SF	5,000 Bks	.09 SF	450 SF
4.02	Large Print	600 Bks	.10 SF	60 SF	800 Bks	.10 SF	80 SF
4.03	Adult Nonfiction	3,500 Bks	.09 SF	315 SF	4,500 Bks	.09 SF	405 SF
4.04	Reference	80	.10 SF	8 SF	80	.10 SF	8 SF
4.05	Adult Tables and Seating (2 Place)	3	70 SF	210 SF	4	70 SF	280 SF
4.06	Adult Collaborative Seating - 4 Place	0	120 SF	SF	1	120 SF	120 SF
4.07	Adult lounge seating	2	40 SF	80 SF	4	40 SF	160 SF
4.08	Occasional Tables	2	8 SF	16 SF	2	8 SF	16 SF
4.09	OPACs	1	60 SF	60 SF	1	60 SF	60 SF
4.10	Adult public computers	1	75 SF	75 SF	3	75 SF	225 SF
4.11	Printer station	0	40 SF	SF	0	40 SF	SF
4.12	PC Reservation Station	0	40 SF	SF	0	40 SF	SF
Subtotal				1,184 SF			1,804 SF
Local History							
5.01	Local History Collection	Bks	.10 SF	SF	Bks	.10 SF	SF
5.02	Microfilm/fiche reader	0	40 SF	SF	0	40 SF	SF
5.03	Research Station	0	60 SF	SF	0	60 SF	SF
5.04	Adult Collaborative Seating	0	150 SF	SF	0	150 SF	SF
Subtotal				SF			SF
Eating Area							
6.01	Café Table Seating 2 Place	0	70 SF	SF	2	70 SF	140 SF
6.02	Vending Machines	0	30 SF	SF	2	30 SF	60 SF
Subtotal				SF			200 SF
Maker Space							
7.01	Digital Creativity / Makerspace	0	500 SF	SF	1	500 SF	500 SF
Subtotal				SF			500 SF
ADULT/GENERAL PUBLIC SPACES				3,101 SF			5,306 SF

Programmatic Space Needs Build Up

YOUTH LIBRARY		UNIT	SF PER UNIT	UNIT	SF PER UNIT			
Children's Service Area / Popular Library								
10.01	Service Point	0	100 SF	SF	1	100 SF	100 SF	
10.02	Children's Reference Materials	15 Bks	.09 SF	1 SF	25 Bks	.09 SF	2 SF	
10.03	New Books Display (Spine & Face out)	100 Bks	.13 SF	13 SF	200 Bks	.13 SF	25 SF	
10.04	Children's DVDs	100 Items	.05 SF	5 SF	200 Items	.05 SF	10 SF	
10.05	Children's Audiobooks	100 Bks	.08 SF	8 SF	100 Bks	.08 SF	8 SF	
10.06	Children's Periodicals	5	1 SF	5 SF	5	1 SF	5 SF	
10.07	48" LCD Panels	1	25 SF	25 SF	1	25 SF	25 SF	
10.08	Art Display Area (2-D and 3-D art)	1	100 SF	100 SF	1	100 SF	100 SF	
Subtotal		157 SF			275 SF			
Pre and Early Literacy (Ages 0 - 4)								
11.01	Children's Picture / Board Books	1,500 Bks	.10 SF	150 SF	2,000 Bks	.10 SF	200 SF	Mix of Browser Bins and Flat Shelving
11.02	Children's tables and chairs (2 place)	2	70 SF	140 SF	3	70 SF	210 SF	
11.03	Children's Lounge seating	1	30 SF	30 SF	2	30 SF	60 SF	
11.04	Parent lounge seating	1	40 SF	40 SF	2	40 SF	80 SF	
11.05	Occasional Table	1	8 SF	8 SF	1	8 SF	8 SF	
11.06	Early Literacy Computer Stations	1	50 SF	50 SF	1	50 SF	50 SF	
11.07	Special feature (e.g., interactives)	1	100 SF	100 SF	2	100 SF	200 SF	
Subtotal		518 SF			808 SF			
Young School aged (ages 5 - 8)								
12.01	Easy Readers	300 Bks	.07 SF	21 SF	500 Bks	.07 SF	35 SF	
12.02	Adult-sized Table & Chairs (4 place)	0	90 SF	SF	0	90 SF	SF	
12.03	Adult-sized Table & Chairs (2 place)	1	60 SF	60 SF	2	60 SF	120 SF	
12.04	Adult-sized Lounge Seating	2	40 SF	80 SF	3	40 SF	120 SF	
12.05	Occasional Table	1	8 SF	8 SF	1	8 SF	8 SF	
12.06	Special feature (e.g., interactives)	1	75 SF	75 SF	1	75 SF	75 SF	
12.07	PAC Stations on Stack Ends	1	25 SF	25 SF	1	25 SF	25 SF	
Subtotal		269 SF			383 SF			
Pre-Teen (ages 9 - 12)								
13.01	Children's Fiction	1,000 Bks	.09 SF	90 SF	2,000 Bks	.09 SF	180 SF	
13.02	Children's Graphic Novels	250 Bks	.08 SF	20 SF	500 Bks	.08 SF	40 SF	
13.03	Children's Nonfiction	1,000 Bks	.09 SF	90 SF	2,000 Bks	.09 SF	180 SF	
13.04	Adult-sized Table & Chairs (4 place)	0	90 SF	SF	0	90 SF	SF	
13.05	Adult-sized Table & Chairs (2 place)	2	60 SF	120 SF	2	60 SF	120 SF	
13.06	Adult-sized Lounge Seating	1	40 SF	40 SF	2	40 SF	80 SF	
13.07	Occasional Table	1	8 SF	8 SF	1	8 SF	8 SF	
13.08	Multimedia / Gaming / Interactives	1	50 SF	50 SF	1	50 SF	50 SF	
Subtotal		418 SF			658 SF			
Miscellaneous								
14.01	Older Children's Computers	1	60 SF	60 SF	1	60 SF	60 SF	TMC Parent/ Child "Playpen" like Setup Assuming Use of Primary Large Meeting Room
14.02	Parent Computer Station w/Child Interactive	0	90 SF	SF	0	90 SF	SF	
14.03	Dedicated Youth Program Room	Occ	12 SF	SF	Occ	12 SF	SF	
14.04	Parenting Collection	50 Bks	.09 SF	5 SF	100 Bks	.09 SF	9 SF	
Subtotal		65 SF			69 SF			
YOUTH LIBRARY		1,426 SF			2,193 SF			

TEEN LIBRARY		UNIT		SF PER UNIT		UNIT		SF PER UNIT	
Teen Library									
15.01	Teen New Books Display	50 Bks	.12 SF	6 SF	100 Bks	.12 SF	12 SF	At the larger size space plan, ideally a portion of this teen seating, and multi-media area should be glassed in, to contain sounds but keep visibility. The smaller space plan is likely too small to consider that adjustment	
15.02	Service Point	0	80 SF	SF	0	80 SF	SF		
15.03	Teen Periodicals	5	1.00 SF	5 SF	5	1.00 SF	5 SF		
15.04	Teen Fiction & Graphic Novels	750 Bks	.10 SF	75 SF	1,250 Bks	.10 SF	125 SF		
15.05	Teen DVD/Media	100 Items	.08 SF	8 SF	100 Items	.08 SF	8 SF		
15.06	Teen Non-Fiction	150 Bks	.10 SF	15 SF	200 Bks	.10 SF	20 SF		
15.07	Teen Audiobooks	Bks	.09 SF	SF	Bks	.09 SF	SF		
15.08	48" LCD Panels	1	40 SF	40 SF	1	40 SF	40 SF		
15.09	Adult-sized Table & Chairs (4 place)	0	90 SF	SF	0	90 SF	SF		
15.10	Adult-sized Table & Chairs (2 place)	2	60 SF	120 SF	3	60 SF	180 SF		
15.11	Adult-sized Lounge Seating	2	40 SF	80 SF	3	40 SF	120 SF		
15.12	Occasional Table	1	8 SF	8 SF	2	8 SF	16 SF		
15.13	Multimedia / Gaming / Social / Flex	1	100 SF	100 SF	1	100 SF	100 SF		
15.14	Art Display Area (2-D and 3-D art)	1	80 SF	80 SF	2	80 SF	160 SF		
Subtotal				537 SF			786 SF		
TEEN LIBRARY				537 SF			786 SF		

Programmatic Space Needs Build Up

STAFF AREAS		UNIT		SF PER UNIT		UNIT		SF PER UNIT	
Staff Space - Staff									
9.01	Manager - Office	1	100 SF	100 SF	1	120 SF	120 SF		
9.02	Circulation Staff/Library Assistants (3)	1	50 SF	50 SF	2	75 SF	150 SF		
9.03	PT Assistants (2)	1	25 SF	25 SF	1	50 SF	50 SF		
9.04	Senior Librarian - Office	0	90 SF	SF	0	100 SF	SF		
9.05	Staff Meeting Room	0	125 SF	SF	0	125 SF	SF		
9.06	Work Area / Logistics	1	100 SF	100 SF	1	125 SF	125 SF		
9.07	External Book Drop Room	0	50 SF	SF	1	50 SF	50 SF		
9.08	Adult/Reference Librarian	0	80 SF	SF	0	100 SF	SF		
9.09	Adult/Ref/ Staff/Ref Associate	0	70 SF	SF	1	75 SF	75 SF		
9.10	Miscellaneous Adult Storage	0	75 SF	SF	1	75 SF	75 SF		
9.11	Children's Librarian	1	90 SF	90 SF	1	100 SF	100 SF		
9.12	Teen Librarian	0	90 SF	SF	0	100 SF	SF		
9.13	Youth Associates (Teen & Children)	0	50 SF	SF	0	75 SF	SF		
9.14	Miscellaneous Youth Storage	1	100 SF	100 SF	1	125 SF	125 SF		
9.15	Miscellaneous Library Storage	1	100 SF	100 SF	1	100 SF	100 SF		
9.16	Server/Telecom Infrastructure / IDF	1	90 SF	90 SF	1	90 SF	90 SF		
9.17	Friends Book Storage	1	75 SF	75 SF	1	75 SF	75 SF		
9.18	Staff Restroom	1	90 SF	90 SF	1	90 SF	90 SF		
9.19	Janitor's closet	1	50 SF	50 SF	1	75 SF	75 SF		
9.20	Staff Breakroom	1	80 SF	80 SF	1	100 SF	100 SF		
9.21	IT Staff Work Area	0	50 SF	SF	0	75 SF	SF		
9.22	IT Storage	0	50 SF	SF	1	50 SF	50 SF		
Subtotal				950 SF			1,450 SF		
STAFF AREAS				950 SF			1,450 SF		

Totals and Shares

Circulation Factor		15%	902 SF		15%	1,460 SF	
Footprint, Mechanical & Electrical		12%	722 SF		13%	1,266 SF	
Totals >>			7,638 SF			12,461 SF	
	3K Population Level			8K Population Level			
SEATING/PCs/STAFF POSITION TOTALS:							
Total Seating	36			64			These numbers meet typical standards Additional PC demand met with Laptops
Total Computers	2			4			
Total Staff Desk/Office Positions	4			6			
SPACE TOTALS:							
Staff Only Space	950	12%		1,450	12%		Includes Makerspace
General and Adult Space	1,526	20%		2,266	18%		
/Cust Serv/Meeting Space/Eating Area	1,575	21%		3,040	24%		
Youth Space	1,426	19%		2,193	18%		
Teen Space	537	7%		786	6%		
Circ Factor / Mechanical/ Footprint	1,624	21%		2,726	22%		
ON SHELF COLLECTION CAPACITY TOTALS:							
Miscellaneous	280	2%		380	2%		
Adult	10,550	65%		12,850	57%		
Childrens	4,415	27%		7,625	34%		
Teen	1,050	6%		1,650	7%		
Total:	16,295			22,505			
Similar range to current capacity			Increased on-shelf capacity				

Short Term (Existing Building)

- Evaluate the viability of adding an accessible public restroom to the current library building.
- Address immediate needs such as refreshing the entry area, fixing the flooring, etc.
- Explore inexpensive options to improve exterior signage.
- Update furniture to be more flexible and comfortable (solutions should potentially be able to be used in a new building).
- Weed collection to make existing collections more attractive and accessible.
- Add a self-check option.

Long Term (New Building)

- Identify a viable site for a new library location and acquire.
- Engage professional assistance in developing a plan for a new library building.
 - Replacement library building should ideally be in the 9,500 to 10,500 square foot range.
- Build support around the funding for a new library building.
 - Consider hiring a fundraising consultant to determine the potential of a fundraising campaign.
 - Financial support will need to be a combination of both public and private funding.
- Complete the construction and open the new library.
- Develop a long-term facilities maintenance and ongoing updates plan.

"The richest person in the world - in fact. All the riches in the world – couldn't provide you with anything like the endless, incredible loot available at your local library. You can measure the awareness, the breadth and the wisdom of a civilization, a nation, a people by the priority given to preserving these repositories of all that we are, all that we were, or will be."

Page 20 of 142

--Malcolm Forbes

APPENDICES


APPENDIX A:

LIBRARY SPACE RECOMMENDATIONS

Recommendations

Entry and Wayfinding

1. Exterior Signage should be highly visible and readable from a distance.
2. The entry experience should be welcoming for all.
3. Highly visible directories that can be updated easily should be located at the entrances and throughout the library.
4. Current signage is very subtle and not consistent throughout the Library. A consistent signage approach throughout is advised.



Recommendations

Quiet Spaces

1. Quiet spaces were frequently noted as something patrons desired within the Library.
2. Acoustical panels or enclosed seating spaces can help to manage sound.
3. White or pink noise features could help to make some spaces feel quieter.
4. Soft seating could be added and arranged for individual use. Seating could incorporate power for laptop usage and charging or side tables could deliver power. Some pull-up laptop tables could also be useful.
5. A few small tables should be available for those who need space to spread out. Again, access to power/charging through the tables would be preferred.



Recommendations

Collaboration Spaces

1. A new library design would ideally have a Collaboration Area in the area close to the Popular Library and browsing area.
2. Utilize flexible, mobile furniture to allow this to be a multipurpose space that could be used for programs as needed.
3. This space is primarily for conversation and collaboration.
4. Furnish with a combination of soft seating and small mobile tables and chairs that allow for various small group sizes.
5. Furniture in this space should focus on functionality and flexibility.



Recommendations

Adult Popular Library

1. The entry space provides an opportunity to focus on a highly merchandised collection including New Books and collections like “Staff Picks” that appeal to adult readers.
2. Utilize mobile furniture to highlight materials and allow space to easily be rearranged.
3. Adding a self-check for check-out convenience and to provide users a higher privacy option.
4. Intersperse seating for a cozier, more comfortable feel.
5. Provide clear signage to improve navigation.



Recommendations

Technology & Digital Services

1. Furniture for computers should be flexible enough to be used for laptops if a shift from desktop to laptop computers is made at some point.
2. It may be helpful to locate at least some of the computers close to staff to provide additional staff assistance.
3. Most of the tables should have power and charging points but power should also be readily available in areas with comfortable seating and in the meeting rooms as well.
4. Ensure that Wi-Fi coverage extends to outside areas of the library making the library's outdoor areas "open" 7 days a week.



Recommendations Youth Services 0-5

1. Focus on elements that promote early childhood literacy and a sense of discovery.
2. Incorporate mobile, picture-book shelving for more browsable picture books. Units should be configured as a starter/adder or starter only so they can easily be moved to create more flexible space.
3. A portion of the flooring should be a hard surface material to accommodate messy projects.
4. Incorporate interactive elements including a discovery wall. Elements included should allow for open-ended play and be adaptable to allow for different experiences over time.
5. Seating and tables need to be comfortable and flexible. Incorporate whimsical table shapes and matching seating in child and adult heights to create a sense of belonging for all and encourage adult/child interaction.



Recommendations Youth Services 8-12

1. Focus on more mature elements and color schemes within the space that engage older children.
2. Seating and tables should be comfortable and flexible.
3. If possible, incorporate additional interactive experiences that appeal to older children. Examples would be STEM/STEAM explorations, LEGO walls, etc.
4. Separate older elementary and early literacy computers and furniture.



Recommendations Teens

1. Teens need their own space but in the smaller libraries, it isn't always practical depending on the total size and allocation of space to teens. The whole Library can be made more teen-friendly if a dedicated space isn't an option.
2. The teen collection should be located outside of the teen social space from a best practice standpoint.
3. Proximity to the schools should be factored into the site evaluation and selection process.



Recommendations

Meeting Spaces

1. Meeting spaces are a vital component of modern libraries.
2. Meeting spaces should be equipped with appropriate technology and have access to power.
3. Spaces with walls that open to the rest of the library would maximize usage of the area when meetings aren't in progress.
4. Meeting pods are an option to consider for smaller study spaces as they provide longer-term flexibility and typically are more "soundproof".



Recommendations

Makerspace

1. The community is interested in makerspace activities and a makerspace or area would be a nice inclusion to a new library building.
2. Seek broad input on the resources and technologies most desired by the community. Many spaces are often started with 3D printers however, those are often not as practical and useful to many people as other resources like Laser Cutter/Etcher machines. Arts and crafts may be a larger consideration for the LTL community.
3. If a Makerspace is created, be sure to include extensive storage for equipment and supplies.



Recommendations Outdoor Space


1. Attractive outdoor spaces are one of the most important and requested trends post-COVID.
 - Include tables and chairs for outdoor reading and socializing.
 - Ensure access to power and Wi-Fi.
 - Incorporate shade structures .
2. Programming could be developed around the native plantings and gardening spaces to enhance their purpose.
3. Children's music garden or other outdoor activities would also draw people to the space.
4. Outdoor banners or possibly a mural could make the library more identifiable and promote special events.



Recommendations


Staff Space

1. Staff members need appropriate off-desk work/office space. Off-desk space is limited or non-existent for most staff.
2. Space should appropriately support the needs of the staff for program planning and off-desk time.
3. Maximize vertical wall spaces for added efficiency. Prioritize often-accessed supplies and equipment in easier-to-reach spaces.
4. A staff break area and a dedicated staff restroom are also important space elements to include to support staff comfort and morale.



APPENDIX B:

COLLECTION ANALYSIS

Collection Analysis - Leelanau Township Library								
Version 1		Library Service Population			2,048			
Collection	Turnover Rate	Relative Use	Holdings	Circulation	% of Total Collection	% of Total Circulation	Notes	
Adult								
Adult Popular Library								
New Fiction	2.9	4.9	279	809	1.5%	7.3%	Turnover Rate is the number of times the "average" item in that particular collection circulates in the 12 month period. Generally most collections follow near an 80/20 balance where 20% of the collection is making up about 80% of the circulation.	
New Non Fiction	1.3	2.1	164	205	0.9%	1.9%		
DVDs	0.6	1.0	2,963	1,783	16%	16%		
Audiobooks	0.2	0.3	747	133	4.0%	1.2%		
ADULT POPULAR TOTAL	0.7	1.2	4,153	2,930	22%	27%		
General Adult Collection								
Fiction	0.7	1.2	4,615	3,203	25%	29%	Ideally at LTL at the current overall circulation per capita rate (5.4) we'd like any individual collection turnover rate to be closer to a 2.0 with no collection segment coming in under 1.5 but at very minimum 1. Collections with a turnover under 1.0 should receive additional weeding attention with Relative Use being a factor into how deep that weeding might need to go.	
Biography	0.2	0.3	1,048	192	5.6%	1.7%		
Large Print	0.3	0.6	681	225	3.6%	2.0%		
Non-Fiction	0.2	0.4	3,580	880	19%	8.0%		
GENERAL ADULT TOTAL	0.5	0.8	9,924	4,500	53%	41%		
"Non-Circulating" - includes Local History, Genealogy, Reference, etc			0					
Reference			16	0				
ADULT TOTAL	0.5	0.9	14,077	7,430	75%	67%		
Children (Ages 0 - 12)								
Children's Popular Library								
J New Books	2.1	3.5	111	230	0.6%	2.1%	Relative use is the ratio of % Circ to % of Collection. Anything over a 1 is doing well, and anything under a 1 is less than ideal. The further below 1 is worse that collection is being utilized. Anything at 0.6 or below is of particular concern for under performance in the collection.	
J Audiobooks	-	-	26	0	0.1%	0.0%		
J Popular Library Total	1.7	2.9	137	230	0.7%	2.1%		
Early Literacy								
Picture Books	0.7	1.2	1,648	1,154	8.7%	10%	Collection segments with both a low turnover and a low relative use should definitely be scrutinized for further weeding, updating, or even budget adjustments to new purchases in that category.	
Board books	1.7	2.8	196	324	1.0%	2.9%		
Easy Readers	0.8	1.4	255	216	1.4%	2.0%		
Early Literacy Total	0.8	1.4	2,099	1,694	11%	15%		
Young School Aged and Pre-Teen								
J Fiction	0.5	0.9	912	465	4.8%	4.2%	Collection Segments that would seem to need particular attention are in RED.	
J Graphic Novels / Manga	2.6	4.4	232	600	1.2%	5.4%		
J Non-Fiction	0.5	0.8	838	408	4.4%	3.7%		
Upper Level Total	0.7	1.3	1,982	1,473	11%	13%	LTL's 9.2 Items Per Capita is relatively high, especially given the space constraints that the Library currently has.	
CIRCULATING CHILDREN'S TOTAL								
	0.8	1.4	4,218	3,397	22%	31%		
J Reference (non-circulating)			0	0				
CHILDREN'S TOTAL	0.8	1.4	4,218	3,397	22%	31%		
Teen (Ages 13 - 18)								
New Teen Books	1.0	1.7	36	35	0.2%	0.3%		
Teen Fiction	0.4	0.6	451	159	2.4%	1.4%		
Graphic Novels	0.6	1.1	53	33	0.3%	0.3%		
TEEN TOTAL	0.4	0.7	540	227	2.9%	2.1%		
TOTAL COLLECTION	0.6		18,835	11,054				
Per Capita Estimates:			9.2	5.4				

E-Materials							
ebooks - Fiction			0	2,020			
ebooks -Non-Fiction			0	186			
eaudiobooks - Fiction			0	1,486			
eaudiobooks - Non-fiction			0	262			
Adult Total Ebook			0	3,954			
J ebooks - Fiction			0	154			
J ebooks - Non-fiction			0	9			
J eaudio - Fiction			0	86			
J eaudio - Non-fiction			0	4			
Children's Total Ebook			0	253			
Teen ebooks - Fiction			0	101			
Teen ebooks - Non-fiction			0	2			
Teen eaudiobooks - Fiction			0	75			
Teen eaudiobooks - Non-fiction			0	0			
Teen Total Ebook			0	178			
Grand Total Ebook			0	4,385			
Ebooks % of Total Circulation				28%			

APPENDIX C:

FACILITY ANALYSIS WORKSHEETS

Facility Analysis: Leelanau Township Library



Branch (if applicable): _____

Engage | Envision | Evolve

Completed by: Rick Gans with board and staff Date: May 21, 2024

**If something is not applicable, just mark N/A under Notes.*

	Current Assessment				Notes & Ideas for Improvement
	Good	Adequate	Inadequate	Poor	
LIBRARY ACCESSIBILITY					
Patron Vehicle		X			
Staff Parking/Access		X			
Delivery Vehicle				X	
Exterior Materials Return(s)				X	No outside system
Exterior Holds Pickup					Not available
Pedestrian Access	X				
Daily Parking		X			
Event Parking		X			
Proximity to Major Roads	X				
ADA Accessibility (via exterior, Parking, Sidewalks, ramps, etc.)				X	
ADA Accessibility (within the building, aisles, service points, restrooms, etc.)				X	
Drive-thru pick-up/drop					Not available.
Additional Comments					

Lib:	Current Assessment				
Br:	Good	Adequate	Inadequate	Poor	Notes & Ideas for Improvement
LIBRARY VISIBILITY					
From a distance				X	
Upon approach			X		
Of entry points		X			
Intuitive Wayfinding- Exterior			X		
Easily identifiable as Library				X	
Building/Monument Signage		X			
Additional Comments					
INTERIOR PUBLIC / SERVICE SPACES					
Lobby / Entrance(s)				X	
Circulation / Plan Organization				X	
Noise and acoustic separation of uses/user groups				X	
Interior Materials Return (<i>automated receipt</i>)			X		
Interior Holds		X			
Friends Area				X	
Service point(s) (<i>Visible from entry, good visibility out, ingress/egress, defensible space, universal design</i>)				X	
Self-Check (<i>In/Out</i>)					Not available and questionable if we want it.

Lib:	Current Assessment				
Br:	Good	Adequate	Inadequate	Poor	Notes & Ideas for Improvement
INTERIOR PUBLIC / SERVICE SPACES (cont.)					
New Books / Popular Library	X				
Periodicals		X			
Quiet areas				X	
Social / collaboration areas				X	
Adult collection space			X		
Technology spaces			X		
Children's collection & area			X		
Teen collection & area			X		
Tween collection & area			X		
Small group meeting room(s) / space(s)				X	Doesn't exist.
Medium-sized meeting room(s)				X	Doesn't exist.
Community Room / Large meeting space (butler's pantry)				X	Doesn't exist as a separate space.
Program Space(s)				X	
Maker Space(s)				X	
Food & beverage area(s)					Doesn't exist.
Overall furniture and fixtures (<i>variety, comfort for all users and uses</i>)			X		

Lib:	Current Assessment				
Br:	Good	Adequate	Inadequate	Poor	Notes & Ideas for Improvement
INTERIOR PUBLIC / SERVICE SPACES (cont.)					
Ease of wayfinding / intuitive wayfinding / multi-lingual				X	
Restrooms				X	
Additional Comments					
TECHNOLOGY					
Computers & technologies for the public			X		
Future capacity for additional technology				X	
Online Public Access Catalogs (OPACs)		X			
Self-check availability, ease of use, and access to help					Not available and not sure we want it.
Other technology (portable for lending)		X			
Power outlet distribution				X	
Quality / Reach of Wi-Fi	X				
Additional Comments					
STAFF AREAS					
Staff Entrance(s)		X			Very poor security however
Overall Flexibility of Staff Spaces				X	

Lib:	Current Assessment				
Br:	Good	Adequate	Inadequate	Poor	Notes & Ideas for Improvement
STAFF AREAS (cont.)					
Circulation / Service Desk Functionality, Workflow, Layout, etc.				X	
Technical Services					N/A
Courier / Delivery					N/A
Outreach Services				X	
General Office Space (Admin, Supervisors, etc.)				X	
Meeting / Conferencing Space				X	
Maintenance Space / Janitorial Space				X	
Other Staff Spaces (Staff Lounge, etc.)				X	
Storage				X	
Automated Material Handling (AMHS)					N/A
Additional Comments					
Lib:	Current Assessment				
Br:	Good	Adequate	Inadequate	Poor	Notes & Ideas for Improvement
EXPERIENTIAL CONSIDERATIONS					
Décor & aesthetics		X			
General illumination (natural and artificial)		X			Old fashioned fluorescent; a bit harsh, would prefer LED.
Task Lighting (where needed)				X	

Lib:	Current Assessment				
Br:	Good	Adequate	Inadequate	Poor	Notes & Ideas for Improvement
VISTAS, VIEWS & OUTDOOR SPACES					
Neighboring elements create views from interior spaces			x		
Outdoor reading area(s)			X		
Outdoor program spaces				X	
Additional Comments					

Other Items Needed:

(Do not count computer stations or chairs)

Number of existing tables for the public:

Number of seats for the public:

Ceiling height(s):

Area A-frame, 2200 sq. ft?

Height up to 25 feet?

Public Computers: OPACs: 1 Adult PCs: 4 Teen PCs: 0 Youth PCs: 0

Number of meeting room and their capacities:

Small: 0

Medium: 0

Large:

0

Facility Analysis: Leelanau Township Library



Branch (if applicable): _____

Engage | Envision | Evolve

Completed by: Janet Nelson Date: 7/24/24

**If something is not applicable, just mark N/A under Notes.*

	Current Assessment				Notes & Ideas for Improvement
	Good	Adequate	Inadequate	Poor	
LIBRARY ACCESSIBILITY					
Patron Vehicle		X			Small parking lot behind the building and on-street parking—library access is on the side of the building so there is somewhat of a walk
Staff Parking/Access		X			Staff door off of the alley—no designated staff parking—use the same parking as the public
Delivery Vehicle		X			Use the delivery door in the alley
Exterior Materials Return(s)				X	In the front door—cart placed in the entryway after hours—need to unlock the return door to utilize
Exterior Holds Pickup					NA
Pedestrian Access		X			In the main downtown area convenient to other services-access via sidewalk
Daily Parking	X				
Event Parking			X		Large events would need to rely on street parking or marina parking
Proximity to Major Roads	X				
ADA Accessibility (via exterior, Parking, Sidewalks, ramps, etc.)				X	Long walk from the parking lot since entry is on the side of the building
ADA Accessibility (within the building, aisles, service points, restrooms, etc.)				X	No public restrooms, shelving aisles out of compliance and don't have adequate turnaround space, narrow doors
Drive-thru pick-up/drop					NA
Additional Comments					Older building that is generally out of compliance with current ADA standards

Lib: Leelanau Township Library	Current Assessment				
Br:	Good	Adequate	Inadequate	Poor	Notes & Ideas for Improvement
LIBRARY VISIBILITY					
From a distance				X	There is no directional signage identifying the library
Upon approach			X		Set back and a little hard to see—signage is minimal
Of entry points			X		A little confusing because it is in the same building as the Township. Multiple doors to access different services in the building—public restrooms are in the Township offices
Intuitive Wayfinding-Exterior			X		Sidewalk identifies entrances but not a lot of exterior signage—sandwich board for events helps
Easily identifiable as Library			X		The building does not easily read as a library
Building/Monument Signage		X			It would be nice if there was signage on the front of the building—Monument signage is adequate but combined with signage for the township offices
Additional Comments					
INTERIOR PUBLIC / SERVICE SPACES					
Lobby / Entrance(s)			X		Tight vestibule—book return contents need to be cleaned out before the front door is accessible Narrow space is not easily accessed by wheelchairs
Circulation / Plan Organization			X		Everything is very tight due to the size of the building
Noise and acoustic separation of uses/user groups				X	One undivided space
Interior Materials Return (<i>automated receipt</i>)				X	Return at desk is blocked if someone is using it
Interior Holds					
Friends Area				X	Some storage for Friends material in the back but very limited ongoing book sale space
Service point(s) (<i>Visible from entry, good visibility out, ingress/egress, defensible space, universal design</i>)			X		Good positioning but not ADA accessible and not very functional for the staff
Self-Check (<i>In/Out</i>)				X	Currently don't have but the public would like from a convenience and privacy standpoint

Lib: Leelanau Township Library	Current Assessment				
Br:	Good	Adequate	Inadequate	Poor	Notes & Ideas for Improvement
INTERIOR PUBLIC / SERVICE SPACES (cont.)					
New Books / Popular Library			X		Available on mobile carts and by the front desk but can't do much face-out merchandising
Periodicals		X			
Quiet areas				X	No separate space and sound travels throughout the space
Social / collaboration areas				X	No separate space and sound travels throughout the space
Adult collection space			X		Aisles are too close and not accessible—the top shelf is difficult for some to reach, limited space for face-out display
Technology spaces		X	X		Adequate number of computers for the community but not very private—adults and children use the same computers
Children's collection & area			X		Not enough space for multiple families to use the space at the same time—could have more manipulatives, seating, different flooring types, etc.
Teen collection & area			X		Collection space but not a comfortable space to hang out
Tween collection & area				X	No specific area for this group
Small group meeting room(s) / space(s)				X	None available but often requested
Medium-sized meeting room(s)				X	None available but often requested
Community Room / Large meeting space (butler's pantry)				X	Not a library-specific space—can use the meeting room in the Township offices but it is a shared space and not ideal
Program Space(s)				X	None available—could use a space with a cleanable floor, even if it is a portion of the children's
Maker Space(s)					NA
Food & beverage area(s)					NA
Overall furniture and fixtures (<i>variety, comfort for all users and uses</i>)				X	Limited furniture available, need more soft seating, smaller more flexible tables, mobile shelving. Existing furniture is worn and at the end of its life cycle

Lib: Leelanau Township Library	Current Assessment				
Br:	Good	Adequate	Inadequate	Poor	Notes & Ideas for Improvement
INTERIOR PUBLIC / SERVICE SPACES (cont.)					
Ease of wayfinding / intuitive wayfinding / multi-lingual		X			Single small space makes things easy to identify but not a lot of signage to identify different areas
Restrooms				X	No public restrooms in the space
Additional Comments					
TECHNOLOGY					
Computers & technologies for the public		X			
Future capacity for additional technology			X		Limited ability to add power access without expensive construction
Online Public Access Catalogs (OPACs)		X			One available
Self-check availability, ease of use, and access to help					NA
Other technology (portable for lending)		X			Have Chrome books available for checkout but that is not well known—some Library of Things items such as sewing machines
Power outlet distribution			X		Limited outlets are available but numerous power strips have been added throughout the space
Quality / Reach of Wi-Fi		X			Available in the building and the surrounding outdoor space but login is required
Additional Comments					
STAFF AREAS					
Staff Entrance(s)		X			The entrance is on a separate side of the building from the public entrance
Overall Flexibility of Staff Spaces				X	

Lib: Leelanau Township Library	Current Assessment				
Br:	Good	Adequate	Inadequate	Poor	Notes & Ideas for Improvement
STAFF AREAS (cont.)					
Circulation / Service Desk Functionality, Workflow, Layout, etc.				X	Poor workflow and ergonomics at the desk, space behind the desk is a little cramped and chairs get in the way. All stations don't have adequate knee space when sitting.
Technical Services				X	Very limited space for processing or management of materials
Courier / Delivery		X			
Outreach Services				X	Not a big part of what is done but limited space for materials
General Office Space (Admin, Supervisors, etc.)				X	No separate space for a Director's office, all workspace is shared
Meeting / Conferencing Space				X	None available—no place for a closed-door meeting
Maintenance Space / Janitorial Space			X		Small closet
Other Staff Spaces (Staff Lounge, etc.)				X	No separate staff breakroom—everything is in the small staff workroom
Storage				X	Very limited—taking advantage of every bit of space available
Automated Material Handling (AMHS)					NA—not needed here
Additional Comments					
Lib:	Current Assessment				
Br:	Good	Adequate	Inadequate	Poor	Notes & Ideas for Improvement
EXPERIENTIAL CONSIDERATIONS					
Décor & aesthetics			X		Needs updating
General illumination (natural and artificial)			X		Lighting could be updated
Task Lighting (where needed)					NA

Lib: Leelanau Township Library	Current Assessment				
Br:	Good	Adequate	Inadequate	Poor	Notes & Ideas for Improvement
VISTAS, VIEWS & OUTDOOR SPACES					
Neighboring elements create views from interior spaces			X		
Outdoor reading area(s)			X		
Outdoor program spaces			X		
Additional Comments					

Other Items Needed:

(Do not count computer stations or chairs)

Number of existing tables for the public:

Number of seats for the public:

Ceiling height(s):

Area

Height

Public Computers: OPACs: _____ Adult PCs: _____ Teen PCs: _____ Youth PCs: _____

Number of meeting room and their capacities:


Small: _____ Medium: _____ Large: _____

APPENDIX D:

CONCEPT VOTING RESULTS & SLIDES

Vision Voting Community Intercept Activity--Leelanau Township Library							
	Community Event, 7/9/2024	Community Event 7/16/24	Community Event 7/23/24	Community Event 7/30/24	In Library 7/10/24 - 8/16/24	Total	Rank
Updated & Comfortable Adult Spaces	13	7	3	1	7	31	1
Quiet Spaces	7	6	2	1	7	23	2
Expanded & Zoned Children's Space for Ages 0-7	4	5	2	0	11	22	3
Art/Culture Programs	8	5	4	0	4	21	4
Additional and/or Larger Program Spaces	6	3	1	0	10	20	5
Dedicated and Enclosed Teen Spaces	2	2	3	2	5	14	6
Creative Tools/Maker Lab	3	1	1	0	8	13	7
Lending Things Besides Books and Media	1	2	3	0	6	12	8
Increased Meeting Spaces (various sizes)	2	3	1	1	5	12	8
3D Printing & Laser Etching/Cutting	2	0	3	0	6	11	10
Co-working/Work Supportive Spaces	3	2	1	0	5	11	10
Functional & Flexible Outdoor Spaces (e.g., for programing)	2	2	1	0	5	10	12
Separate & Zoned Youth Area for Pre-Teens Ages 8-12	0	1	3	0	6	10	12
Sensory Storytime	2	1	0	0	7	10	12
Small Group Study Rooms	2	4	0	0	2	8	15
Technology Support and Training	2	2	2	0	2	8	15
Expanded Senior Services	2	1	1	0	2	6	17
Readily Accessible Power and Charging	1	2	1	0	2	6	17
Outreach Services	1	0	1	1	2	5	19
Health and Wellness Programs	2	1	2	0	0	5	19
Improved Wayfinding and Signage	2	1	0	0	0	3	21
Job Search/Career Support	0	0	0	1	2	3	21
24/7 Materials Access (Lockers or Vending)	0	0	0	0	2	2	23
Improved Library Marketing and Promotion	0	1	0	0	0	1	24
TOTALS:	67	52	35	7	106	267	

3D Printing & Laser Etching/Cutting



Creative Tools/ Maker Lab



1

Gaming Equipment and Programs



Smaller and More Inviting Service Points



2

Resident and/or Student Art Displays



Lending Things Besides Books & Media




Wi-Fi Hotspots &
Technology



3

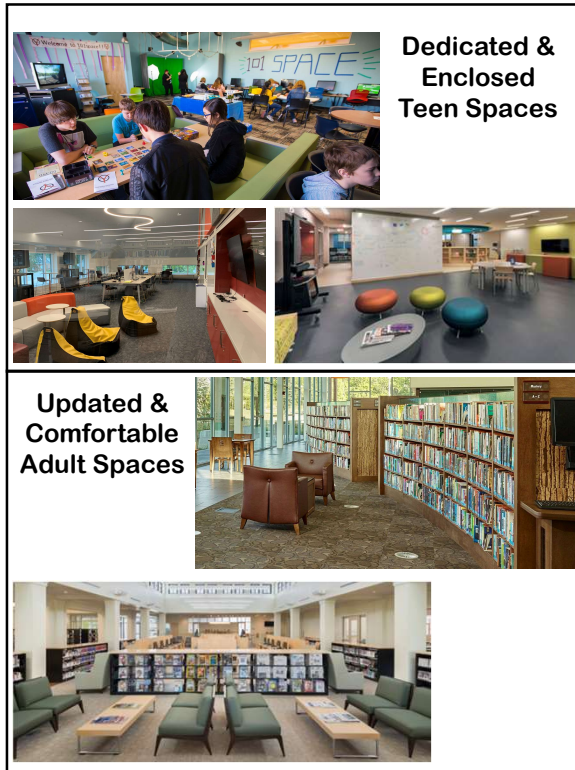
Expanded & Zoned Children's Space for Ages 0 – 7



Separate & Zoned Youth Space for Pre-Teens Ages 8 – 12



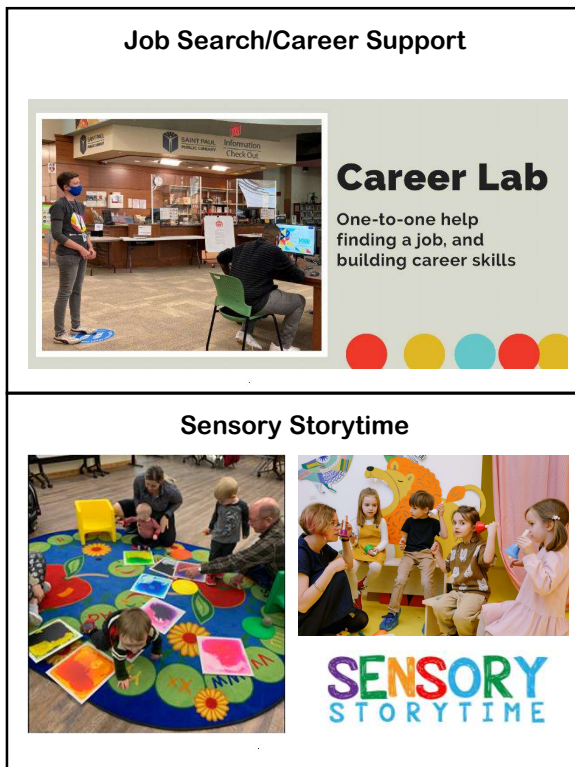
4




5



6



7



8

Improved Computer Configurations/Laptops



Increased Meeting Spaces (various sizes)



9

Improved Library Marketing & Promotion



Additional and/or Larger Program Spaces



10

Art /Culture Programs




Expanded Senior Services




11

Quiet Spaces




Functional & Flexible (e.g., for programming) Outdoor Spaces



12

24/7 Materials Access (Lockers or Vending)



Outreach Services



13

Health and Wellness Programs



Co-working / Work Supportive Spaces



14

APPENDIX E:

COMPLETE BENCHMARK REPORT

Leelanau Township Library

Benchmark Analysis

- The following updated Benchmark Analysis (updated from what was developed as part of the Strategic Planning Findings Book) is the most up to date data available for library to library comparisons. Because of this, it is for Michigan only as the National dataset runs a year behind the Michigan only dataset.
 - The data reporting window varies by library with the fiscal years starting as early as 1/1/2022 or as late as 10/1/2022 and data ending windows as early as 12/31/2022 to as late as 9/30/2023.
 - Two comparison cohorts were created with three (3) averages provided.
 - Comparison Cohort 1 is 2K population range Libraries (1,700 to 2,300 legal service population)
 - Comparison Cohort 2 is 7k population range Libraries (6,500 to 7,500 legal service population)
 - An average for each is provided as well as an average across both cohorts
- Operations and Funding
 - LTL Funding and Operating Expenditures are above average across all cohorts
 - Facility size per capita is around average for 2K pop. and above average for the other two averages
 - LTL registered borrowers were below average
- Usage and Services
 - LTL gets significantly more visits than the other averages 6.4 vs 2.4 to 3.3
 - Same with reference transactions, public computer usage, and Wi-Fi usage
 - Overall LTL is far busier than the average library in its comparison sets
- Collections and Materials
 - Both Physical Circulation and Total Circulation is well above averages
 - Total physical items in the collection are also well above averages
 - Collection Expenditures are also above averages as would be expected
- Programming
 - The total number of programs and the total attendance at programs are similar to the averages
 - However, LTL has a stronger balance of Adult vs. Youth program and attendance
- Staffing
 - Staffing at the Library is around average levels
 - Total Staff expenses are slightly above average but in line with the slightly higher staffing levels

Leelanau Township Library (Benchmark Analysis - Michigan Only 2022-2023 Dataset (latest available) - 2K and 7K Population Comparisons																				
Cohort	FSCS	Location	Total Population Served	Total Op. Expenditure / Capita	Total Op. Income / Capita	Number of Central Libraries	Number of Bookmobiles	Total Square Feet	Total Square Feet / Capita	Total Annual Public Service Hours	Number of active registered borrowers	Total Operating Expenditures	Total Operating Income	Other Operating Expenditures	Total Capital Income	Total Capital Expenditures	County	Township	Library Class	Library Type
LTL	MI0193	Leelanau Township Library	2,048	\$ 77	\$ 80	1	0	2,800	1.4	1,589	1,530	\$ 157,553	\$ 164,397	\$ 29,567	\$ -	\$ -	Leelanau	Leelanau	Class 1:	Township
LTL2K		MI 2K Pop Range Comps	2,011	\$ 38	\$ 44	1		2,734	1.4	1,414	4,019	\$ 75,021	\$ 85,888	\$ 22,399	\$ -	\$ 9,403				
LTL7K		MI 7K Pop Range Comps	7,068	\$ 41	\$ 47	1		6,976	1.0	2,190	5,481	\$ 287,888	\$ 335,659	\$ 92,188	\$ 126,071	\$ 18,868				
LTL		Average of All Comps	4,769	\$ 40	\$ 46	1		5,048	1.2	1,837	4,816	\$ 191,131	\$ 222,127	\$ 60,466	\$ 68,766	\$ 14,566				
LTL2K	MI0047	Burlington Township Library	1,957	\$ 11	\$ 13	1	0	2,146	1.1	936	1,270	\$ 20,848	\$ 25,828	\$ 6,905	\$ -	\$ -	Calhoun	Burlington	Class 1:	Township
LTL2K	MI0062	Chase Township Public Library	1,910	\$ 13	\$ 21	1	0	3,248	1.7	1,254	1,634	\$ 25,577	\$ 39,160	\$ 9,272	\$ -	\$ -	Lake	Chase	Class 1:	Township
LTL2K	MI0069	Columbia Township Library	2,194	\$ 67	\$ 88	1	0	4,123	1.9	2,244	1,207	\$ 146,346	\$ 192,271	\$ 59,637	\$ -	\$ 86,749	Tuscola	Columbia	Class 1:	Township
LTL2K	MI0109	Fife Lake Public Library	1,526	\$ 129	\$ 123	1	0	4,800	3.1	2,360	60,024	\$ 196,903	\$ 186,936	\$ 51,590	\$ -	\$ -	Grand Traverse	Fife Lake	Class 1:	Township
LTL2K	MI0192	Lawton Public Library	1,850	\$ 83	\$ 99	1	0	4,932	2.7	1,824	2,150	\$ 154,285	\$ 182,755	\$ 32,936	\$ -	\$ 8,734	Van Buren	Antwerp	Class 1:	Village
LTL2K	MI0199	Litchfield District Library	2,423	\$ 27	\$ 51	1	0	2,800	1.2	1,372	1,378	\$ 65,488	\$ 124,681	\$ 24,610	\$ -	\$ 58,184	Hillsdale	Litchfield	Class 1:	District
LTL2K	MI0224	McMillan Township Library	2,115	\$ 12	\$ 16	1	0	1,500	0.7	1,196	383	\$ 25,250	\$ 34,111	\$ 1,122	\$ -	\$ -	Ontonagon	McMillan	Class 1:	Township
LTL2K	MI0238	Muliken District Library	1,748	\$ 39	\$ 37	1	0	3,444	2.0	955	1,593	\$ 68,453	\$ 65,351	\$ 20,668	\$ -	\$ -	Eaton	Roxand	Class 1:	District
LTL2K	MI0256	Osceola Township School Pub	1,877	\$ 17	\$ 19	1	0	1,800	1.0	1,180	616	\$ 31,116	\$ 35,217	\$ -	\$ -	\$ -	Houghton	Osceola	Class 1:	pt District
LTL2K	MI0267	Pentwater Township Library	2,081	\$ 113	\$ 108	1	0	3,175	1.5	2,456	2,148	\$ 235,645	\$ 225,455	\$ 53,174	\$ -	\$ -	Oceana	Pentwater	Class 1:	Township
LTL2K	MI0312	Sodus Township Library	1,995	\$ 22	\$ 29	1	0	4,200	2.1	1,200	777	\$ 44,201	\$ 58,581	\$ 23,316	\$ -	\$ 2,735	Berrien	Sodus	Class 1:	Township
LTL2K	MI0327	Sunfield District Library	2,425	\$ 32	\$ 26	1	0	3,500	1.4	1,408	1,464	\$ 77,148	\$ 63,279	\$ 20,979	\$ -	\$ 1,188	Eaton	Sunfield	Class 1:	District
LTL2K	MI0334	Tekonsha Township Public Lib	1,757	\$ 40	\$ 46	1	0	3,500	2.0	1,479	1,258	\$ 70,415	\$ 80,967	\$ 33,433	\$ -	\$ -	Calhoun	Tekonsha	Class 1:	Township
LTL2K	MI0341	Topinabee Public Library	2,188	\$ 29	\$ 31	1	0	1,700	0.8	1,716	984	\$ 63,731	\$ 68,532	\$ 23,234	\$ -	\$ 7,335	Cheboygan	Mullett	Class 1:	Township
LTL2K	MI0350	Wakefield Public Library	2,003	\$ 35	\$ 39	1	0	-	-	766	689	\$ 69,164	\$ 77,771	\$ 22,700	\$ -	\$ 10,120	Gogebic	City of Wakefi	Class 1:	City
LTL2K	MI0351	Waldron District Library	2,408	\$ 34	\$ 35	1	0	2,400	1.0	1,619	892	\$ 82,238	\$ 85,073	\$ 34,317	\$ -	\$ 9,963	Hillsdale	Wright	Class 1:	District
LTL2K	MI0352	Walkerville Public/School Libr	1,941	\$ 12	\$ 12	1	0	2,109	1.1	780	549	\$ 22,721	\$ 22,721	\$ 1,238	\$ -	\$ -	Oceana	Leavitt	Class 1:	pt District
LTL2K	MI0359	Watertown Township Library	2,091	\$ 11	\$ 17	1	0	1,069	0.5	1,456	765	\$ 23,127	\$ 36,273	\$ 1,325	\$ -	\$ -	Tuscola	Watertown	Class 1:	Township
LTL2K	MI0376	George W. Spindler Memorial L	1,994	\$ 17	\$ 21	1	0	1,738	0.9	1,040	387	\$ 34,875	\$ 41,938	\$ 8,433	\$ -	\$ 3,047	Barry	Woodland	Class 1:	Township
LTL2K	MI0436	Goodland Township Library	1,735	\$ 25	\$ 41	1	0	2,500	1.4	1,040	202	\$ 42,891	\$ 70,868	\$ 19,100	\$ -	\$ -	Lapeer	Goodland	Class 1:	Township
LTL7K	MI0016	Augusta-Ross Township Distric	7,332	\$ 27	\$ 30	1	0	2,300	0.3	2,085	3,880	\$ 196,136	\$ 222,254	\$ 30,929	\$ -	\$ -	Kalamazoo	Ross	Class 3:	District
LTL7K	MI0018	Bad Axe District Library	7,303	\$ 32	\$ 43	1	1	7,500	1.0	2,810	3,349	\$ 232,157	\$ 317,633	\$ 75,160	\$ 63,504	\$ 63,504	Huron	City of Bad Ax	Class 3:	District
LTL7K	MI0038	Boyne District Library	7,353	\$ 88	\$ 97	1	1	12,000	1.6	2,770	3,010	\$ 646,782	\$ 716,435	\$ 190,000	\$ -	\$ 18,800	Charlevoix	City of Boyne	Class 3:	District
LTL7K	MI0095	Eau Claire District Library	7,026	\$ 32	\$ 37	1	0	7,320	1.0	2,300	5,645	\$ 226,114	\$ 257,449	\$ 66,045	\$ -	\$ 3,317	Berrien	Berrien	Class 3:	District
LTL7K	MI0149	Almont District Library	6,961	\$ 51	\$ 57	1	0	3,658	0.5	2,444	3,663	\$ 356,112	\$ 395,846	\$ 73,379	\$ -	\$ 4,599	Lapeer	Almont	Class 2:	District
LTL7K	MI0170	Interlochen Public Library	6,703	\$ 46	\$ 53	1	0	3,300	0.5	2,632	60,024	\$ 309,548	\$ 352,999	\$ 126,274	\$ 2,872,591	\$ 2,716	Grand Traverse	Green Lake	Class 2:	Township
LTL7K	MI0174	J. C. Wheeler Public Library	6,661	\$ 11	\$ 18	1	0	3,200	0.5	1,300	3,730	\$ 70,038	\$ 121,771	\$ 11,942	\$ -	\$ 1,490	Allegan	Martin	Class 2:	Township
LTL7K	MI0179	Jordan Valley District Library	6,819	\$ 51	\$ 60	1	0	10,000	1.5	2,080	3,696	\$ 350,180	\$ 407,757	\$ 123,118	\$ -	\$ 31,753	Charlevoix	City of East Jo	Class 2:	District
LTL7K	MI0212	Manchester District Library	7,186	\$ 61	\$ 83	1	0	6,558	0.9	2,704	2,109	\$ 436,944	\$ 597,317	\$ 151,017	\$ -	\$ 10,657	Washtenaw	Manchester	Class 3:	District
LTL7K	MI0230	Millington Arbelia District Libr	7,054	\$ 32	\$ 34	1	0	5,520	0.8	2,797	4,097	\$ 223,494	\$ 240,280	\$ 58,018	\$ 10,250	\$ 22,039	Tuscola	Millington	Class 3:	District
LTL7K	MI0236	Morton Township Public Librar	6,776	\$ 46	\$ 50	1	0	15,000	2.2	1,609	9,511	\$ 315,008	\$ 341,581	\$ 134,334	\$ -	\$ -	Mecosta	Morton	Class 2:	Township
LTL7K	MI0244	Newaygo Area District Library	7,494	\$ 53	\$ 55	1	0	10,990	1.5	2,154	1,315	\$ 395,991	\$ 412,541	\$ 157,611	\$ 39,296	\$ 21,063	Newaygo	City of Neway	Class 3:	District
LTL7K	MI0264	Pathfinder Community Library	7,067	\$ 27	\$ 28	1	0	2,473	0.3	2,076	4,120	\$ 191,000	\$ 197,801	\$ 57,700	\$ 6,945	\$ 12,000	Lake	Pleasant Plai	Class 3:	Township
LTL7K	MI0280	Putnam District Library	6,728	\$ 22	\$ 23	1	0	2,560	0.4	1,842	988	\$ 144,852	\$ 156,681	\$ 57,622	\$ -	\$ -	Barry	Castleton	Class 2:	District
LTL7K	MI0284	Reed City Area District Library	6,802	\$ 22	\$ 25	1	0	5,000	0.7	1,840	3,012	\$ 151,003	\$ 168,130	\$ 52,524	\$ (1)	\$ -	Osceola	City of Reed C	Class 2:	District
LTL7K	MI0301	Sandusky District Library	6,806	\$ 42	\$ 46	1	0	7,500	1.1	2,548	3,022	\$ 282,710	\$ 315,489	\$ 122,732	\$ -	\$ 10,588	Sanilac	City of Sandu	Class 2:	District
LTL7K	MI0320	Saint Charles District Library	7,441	\$ 26	\$ 33	1	0	7,986	1.1	1,872	1,303	\$ 193,211	\$ 246,361	\$ 55,436	\$ 2,982	\$ 66,328	Saginaw	Saint Charles	Class 3:	District
LTL7K	MI0353	Walled Lake City Library	7,250	\$ 58	\$ 58	1	0	6,400	0.9	2,648	2,108	\$ 423,574	\$ 424,003	\$ 156,087	\$ -	\$ 1,587	Oakland	City of Walled	Class 3:	City
LTL7K	MI0364	West Iron District Library	7,305	\$ 70	\$ 81	1	0	10,000	1.4	2,496	4,058	\$ 513,584	\$ 590,288	\$ 164,988	\$ 20,000	\$ -	Iron	City of Iron Ri	Class 3:	District
LTL7K	MI0372	Aitkin Memorial District Library	7,173	\$ 36	\$ 44	1	0	12,000	1.7	2,353	1,460	\$ 257,660	\$ 318,053	\$ 77,150	\$ -	\$ 116,944	Sanilac	City of Crosw	Class 3:	District
LTL7K	MI0373	Dorothy Hull Library - Windsor	7,140	\$ 20	\$ 18	1	0	2,400	0.3	1,664	1,693	\$ 139,868	\$ 125,288	\$ 34,463	\$ -	\$ 10,610	Eaton	Windsor	Class 3:	Township
LTL7K	MI0422	Leighton Township Library	7,001	\$ 35	\$ 61	1	0	10,458	1.5	1,975	1,350	\$ 247,506	\$ 428,760	\$ 65,688	\$ 10,135	\$ 54,846	Allegan	Leighton	Class 3:	Township
LTL7K	MI0428	Schultz-Holmes Memorial Libr	7,020	\$ 44	\$ 45	1	0	6,900	1.0	2,008	3,473	\$ 311,612	\$ 314,874	\$ 61,925	\$ -	\$ -	Lenawee	Blissfield	Class 3:	Village
LTL7K	MI9019	River Rouge Public Library	7,224	\$ 41	\$ 53	1	0	6,400	0.9	1,558	919	\$ 294,236	\$ 386,236	\$ 108,381	\$ -	\$ -	Wayne		Class 3:	City

Leelanau Township Library (Benchmark Ana

Location	Total Population Served	Total Op. Expenditure / Capita		Library Visits	Visits / Capita	Reference Transactions	Public PC Sessions	Public PC Sessions / Capita	Public PC Session / Public PC	Total number of computers that the library provides for public use	Uses of Wireless Logins Per Year	WiFi Use / Capita		Phys Circs / Capita	Phys Circs / Visit	Total Circs / Capita	Youth Circs / Capita		Physical Items / Capita	Physical Materials Total	eMaterials Total	Number of items loaned to other libraries	Number of items borrowed from other libraries	Print Materials Expenditure	Other Physical Materials Expenditure	Electronic Content Expenditures	Total Collection Expenditures
Leelanau Township Library	2,048	\$ 77		13,156	6.4	2,433	1,823	0.9	456	4	14,679	7.2		6.0	0.9	8.1	1.9		10.7	21,857	34,797	718	1,641	\$22,048	\$ 1,816	\$ 3,682	\$27,546
Mt 2K Pop Range Comps	2,011	\$ 38		4,962	2.4	995	456	0.2	101	5	1,957	1.0		4.5	2.1	5.0	1.6		7.7	15,349	14,545	888	842	\$ 6,575	\$ 719	\$ 598	\$ 7,892
Mt 7K Pop Range Comps	7,068	\$ 41		23,590	3.3	3,589	1,844	0.3	188	12	9,601	1.4		4.1	1.5	5.0	1.6		4.4	31,158	37,741	4,106	4,115	\$20,713	\$ 4,881	\$ 6,108	\$31,703
Average of All Comps	4,769	\$ 40		15,123	2.9	2,410	1,213	0.2	148	8	6,126	1.2		4.3	1.8	5.0	1.6		5.9	23,972	27,197	2,643	2,627	\$14,286	\$ 2,990	\$ 3,604	\$20,880
Burlington Township Library	1,957	\$ 11		368	0.2	371	59	0.0	30	2	2,000	1.0		0.2	1.0	0.4	0.1		4.7	9,178	-	263	90	\$ 1,500	\$ -	\$ 718	\$ 2,218
Chase Township Public Library	1,910	\$ 13		1,801	0.9	394	340	0.2	43	8	662	0.3		4.2	4.5	4.2	2.6		13.8	26,357	-	-	-	\$ 174	\$ 173	\$ 205	\$ 552
Columbia Township Library	2,194	\$ 67		9,795	4.5	3	906	0.4	151	6	7,157	3.3		8.8	2.0	9.3	4.2		9.2	20,092	34,553	983	1,329	\$12,238	\$ 2,680	\$ 629	\$15,547
Fife Lake Public Library	1,526	\$ 129		6,000	3.9	8,000	1,135	0.7	162	7	6,701	4.4		15.4	3.9	15.4	4.4		14.5	22,113	-	9,433	7,562	\$12,048	\$ 2,409	\$ -	\$14,457
Lawton Public Library	1,850	\$ 83		5,763	3.1	183	576	0.3	115	5	1,510	0.8		8.7	2.8	10.1	4.8		14.2	26,231	12,917	1,266	1,203	\$20,315	\$ 1,120	\$ 3,000	\$24,435
Litchfield District Library	2,423	\$ 27		9,462	3.9	750	530	0.2	76	7	1,006	0.4		2.2	0.6	2.4	0.7		9.0	21,784	9,687	484	444	\$ 2,875	\$ 55	\$ -	\$ 2,930
McMillan Township Library	2,115	\$ 12		10,750	5.1	24	1,500	0.7	500	3	800	0.4		5.2	1.0	5.5	0.9		4.4	9,348	8,000	-	-	\$ 8,880	\$ 2,749	\$ -	\$11,629
Multiken District Library	1,748	\$ 39		2,205	1.3	50	212	0.1	71	3	-	-		3.9	3.1	3.9	1.3		6.3	10,970	-	362	482	\$10,835	\$ 1,671	\$ -	\$12,506
Osceola Township School Pub	1,877	\$ 17		1,500	0.8	24	120	0.1	30	4	-	-		1.6	2.0	1.6	1.3		4.7	8,915	-	-	-	\$ 4,223	\$ 42	\$ -	\$ 4,265
Pentwater Township Library	2,081	\$ 113		13,205	6.3	1,480	1,101	0.5	92	12	2,795	1.3		11.1	1.8	16.3	2.3		7.5	15,668	30,077	1,613	1,381	\$24,388	\$ -	\$ 2,841	\$27,229
Sodus Township Library	1,995	\$ 22		3,506	1.8	135	265	0.1	133	2	652	0.3		1.6	0.9	1.6	0.5		7.0	13,980	31,897	455	752	\$ 200	\$ -	\$ 2,000	\$ 2,200
Sunfield District Library	2,425	\$ 32		4,222	1.7	1,040	364	0.2	61	6	208	0.1		2.9	1.7	3.2	0.8		9.9	23,975	41,060	920	993	\$ 2,871	\$ 1,134	\$ -	\$ 4,005
Tekonsha Township Public Lib	1,757	\$ 40		7,820	4.5	30	449	0.3	75	6	2,400	1.4		1.7	0.4	2.1	0.4		10.9	19,123	35,233	669	913	\$ 6,242	\$ 349	\$ 620	\$ 7,211
Topinabee Public Library	2,188	\$ 29		2,900	1.3	-	175	0.1	58	3	500	0.2		0.9	0.7	1.6	0.2		2.7	5,848	34,000	-	-	\$ 6,232	\$ -	\$ -	\$ 6,232
Wakefield Public Library	2,003	\$ 35		10,000	5.0	559	800	0.4	160	5	950	0.5		5.8	1.2	6.3	1.7		5.8	11,535	16,266	244	244	\$ 5,250	\$ 400	\$ 1,100	\$ 6,750
Waldron District Library	2,408	\$ 34		3,919	1.6	6,707	289	0.1	48	6	10,000	4.2		1.8	1.1	2.1	0.7		5.5	13,279	29,004	539	916	\$ 2,142	\$ -	\$ 200	\$ 2,342
Walkerville Public/School Libr	1,941	\$ 12		301	0.2	2	49	0.0	25	2	-	-		0.5	3.1	0.5	0.4		6.6	12,886	-	-	-	\$ 1,772	\$ -	\$ -	\$ 1,772
Watertown Township Library	2,091	\$ 11		3,126	1.5	-	78	0.0	39	2	261	0.1		9.9	6.6	9.9	2.0		7.2	15,156	8,200	165	196	\$ 2,758	\$ 116	\$ -	\$ 2,874
George W. Spindler Memorial L	1,994	\$ 17		1,767	0.9	-	136	0.1	136	1	1,500	0.8		2.2	2.5	2.2	1.6		6.8	13,610	-	259	180	\$ 2,377	\$ 1,248	\$ 656	\$ 4,281
Goodland Township Library	1,735	\$ 25		830	0.5	150	28	0.0	14	2	30	0.0		0.4	0.8	0.4	0.1		4.0	6,933	-	103	147	\$ 4,170	\$ 243	\$ -	\$ 4,413
Augusta-Ross Township Distric	7,332	\$ 27		15,964	2.2	1,092	936	0.1	187	5	1,456	0.2		3.3	1.5	4.7	1.6		4.0	29,448	29,235	1,641	1,673	\$ 8,981	\$ 4,490	\$ 7,551	\$21,022
Bad Axe District Library	7,303	\$ 32		24,484	3.4	260	2,375	0.3	238	10	12,000	1.6		3.8	1.1	4.4	1.5		5.0	36,395	36,534	1,626	2,217	\$12,485	\$ 1,082	\$ 2,099	\$15,666
Boyne District Library	7,353	\$ 88		71,785	9.8	67	2,465	0.3	145	17	21,983	3.0		3.8	0.4	8.2	1.5		4.8	35,331	87,656	6,854	5,876	\$42,000	\$ 9,000	\$ 8,500	\$59,500
Eau Claire District Library	7,026	\$ 32		5,693	0.8	156	759	0.1	95	8	4,122	0.6		2.0	2.5	2.6	0.4		4.2	29,687	26,373	802	1,169	\$10,131	\$ 1,949	\$ 3,125	\$15,205
Almont District Library	6,961	\$ 51		18,625	2.7	1,560	1,519	0.2	127	12	3,640	0.5		3.1	1.2	3.8	1.6		4.6	31,687	20,449	3,384	2,618	\$29,710	\$ 7,765	\$ 1,500	\$38,975
Interlochen Public Library	6,703	\$ 46		39,844	5.9	11,957	1,758	0.3	176	10	16,915	2.5		9.3	1.6	9.3	4.0		3.4	22,988	-	8,219	20,458	\$14,597	\$ 2,216	\$ -	\$16,813
J. C. Wheeler Public Library	6,661	\$ 11		9,050	1.4	1,000	260	0.0	52	5	2,100	0.3		2.8	2.1	3.3	1.3		2.7	17,769	32,119	2,344	3,041	\$ 5,649	\$ 5,605	\$ -	\$11,254
Jordan Valley District Library	6,819	\$ 51		6,989	1.0	2,452	1,002	0.1	84	12	1,004	0.1		1.2	1.2	2.6	0.3		5.7	38,722	33,693	1,681	1,784	\$15,294	\$ 8,000	\$25,000	\$48,294
Manchester District Library	7,186	\$ 61		20,400	2.8	3,690	1,068	0.1	134	8	3,468	0.5		6.9	2.4	9.4	1.2		5.6	40,209	91,675	17,400	21,560	\$27,184	\$ 7,727	\$33,671	\$68,582
Millington Arbelia District Libr	7,054	\$ 32		11,076	1.6	1,092	936	0.1	85	11	88,575	12.6		2.8	1.8	3.4	1.0		4.1	28,708	27,798	2,082	1,688	\$17,509	\$ 1,952	\$ 1,213	\$20,674
Morton Township Public Librar	6,776	\$ 46		18,843	2.8	240	1,280	0.2	58	22	780	0.1		4.1	1.5	5.2	1.5		5.4	36,660	47,367	784	2,506	\$17,174	\$ 3,853	\$ 7,382	\$28,409
Newaygo Area District Library	7,494	\$ 53		22,100	2.9	7,823	1,589	0.2	177	9	7,800	1.0		5.0	1.7	5.9	2.5		3.4	25,492	51,854	3,111	3,083	\$15,614	\$ 20,961	\$ 4,173	\$40,748
Pathfinder Community Library	7,067	\$ 27		43,100	6.1	4,900	8,125	1.1	903	9	3,200	0.5		9.1	1.5	9.1	0.8		6.7	47,115	610	483	972	\$32,500	\$ 9,000	\$ 5,300	\$46,800
Putnam District Library	6,728	\$ 22		8,183	1.2	936	1,064	0.2	133	8	1,612	0.2		2.7	2.2	2.8	1.2		2.5	17,080	34,074	470	657	\$ 5,777	\$ 1,034	\$ 1,121	\$ 7,932
Reed City Area District Library	6,802	\$ 22		23,811	3.5	3,000	1,969	0.3	141	14	8,500	1.2		4.2	1.2	4.6	1.3		2.8	18,956	33,139	2,262	4,621	\$10,326	\$ 1,764	\$ 1,874	\$13,964
Sandusky District Library	6,806	\$ 42		38,000	5.6	5,000	3,268	0.5	654	5	22,955	3.4		5.4	1.0	6.2	2.2		4.5	30,909	31,061	4,429	2,187	\$31,964	\$ 300	\$ 2,366	\$34,630
Saint Charles District Library	7,441	\$ 26		49,957	6.7	10,000	735	0.1	105	7	6,000	0.8		3.1	0.5	3.6	1.0		3.9	29,141	27,787	2,809	2,485	\$23,957	\$ 3,681	\$ 1,548	\$29,186
Walled Lake City Library	7,250	\$ 58		20,949	2.9	762	3,537	0.5	272	13	1,932	0.3		5.0	1.7	6.1	2.4		3.4	24,742	116,004	20,113	9,269	\$33,875	\$ 7,410	\$ 9,963	\$51,248
West Iron District Library	7,305	\$ 70		42,213	5.8	18,591	2,657	0.4	72	37	2,985	0.4		4.8	0.8	5.4	2.0		9.9	72,052	18,764	5,164	1,734	\$47,240	\$ 5,841	\$ 6,573	\$59,654
Aitkin Memorial District Library	7,173	\$ 36		14,976	2.1	1,177	2,570	0.4	257	10	5,576	0.8		1.4	0.7	2.0	0.4		3.7	26,831	74,924	702	1,355	\$30,638	\$ -	\$12,574	\$43,212
Dorothy Hull Library - Windsor	7,140	\$ 20		7,005	1.0	2,504	340	0.0	68	5	6,441	0.9		1.9	1.9	2.3	0.7		2.0	14,010	20,510	510	1,943	\$10,058	\$ 605	\$ 1,119	\$11,782
Leighton Township Library	7,001	\$ 35		21,543	3.1	1,762	1,529	0.2	191	8	6,272	0.9		9.8	3.2	11.3	5.4		5.3	37,200	22,726	4,812	3,362	\$25,464	\$ 9,498	\$ 2,544	\$37,506
Schultz-Holmes Memorial Libr	7,020	\$ 44		27,264	3.9	3,908	928	0.1	55	17	715	0.1		2.1	0.5	2.6	0.7		4.1	28,631	40,881	778	1,363	\$22,610	\$ 2,468	\$ 6,637	\$31,715
River Rouge Public Library	7,224	\$ 41		4,316	0.6	2,210	1,595	0.2	106	15	382	0.1		1.6	2.6	1.7	0.7		3.9	28,033	540	6,075	1,137	\$ 6,371	\$ 949	\$ 770	\$ 8,090

Leelanau Township Library (Benchmark Ana

Location	Total Population Served	Total Op. Expenditure / Capita		Total Number of Live Program Sessions	Total Attendance at Live (Virtual or In Person) Programs	Total Programs / Outlet	Total Attendees / Capita	Attendees / Program	Adult Programs (Live: In Person or Virtual)	Adult Program Attendance (Live: In Person or Virtual)	General Programs (Live: In Person or Virtual)	General Program Attendance (Live: In Person or Virtual)	Total Children's Programs	Total Children's Program Attendance	Total Teen Programs	Total Teen Program Attendance		ALA-MLS FTE (40 Hours/wk)	Total Librarians FTE (40 Hours/wk)	All Other Paid Staff FTE (40 Hours/wk)	Total Paid Employees FTE (40 Hours/wk)	Salaries and Wages	Employee Benefits	Total Staff Expenditures
Leelanau Township Library	2,048	\$ 77		101	989	101	0.48	10	40	740	-	-	61	249	-	-			1.00	0.85	1.85	\$ 75,163	\$ 25,277	\$ 100,440
MI 2K Pop Range Comps	2,011	\$ 38		102	954	102	0.51	12	21	218	20	159	53	553	8	24		0.16	0.96	0.31	1.25	\$ 39,945	\$ 4,784	\$ 44,729
MI 7K Pop Range Comps	7,068	\$ 41		195	3,144	182	0.45	16	63	694	22	463	93	1,821	18	166		0.57	1.50	2.10	3.60	\$ 136,491	\$ 27,506	\$ 163,997
Average of All Comps	4,769	\$ 40		153	2,148	145	0.47	14	44	477	21	325	75	1,245	13	102		0.40	1.25	1.31	2.54	\$ 92,607	\$ 17,178	\$ 109,785
Burlington Township Library	1,957	\$ 11		36	78	36	0.04	2	-	-	-	-	24	54	12	24		(0.03)	0.45	-	0.45	\$ 11,725	\$ -	\$ 11,725
Chase Township Public Library	1,910	\$ 13		49	756	49	0.40	15	4	25	24	591	14	120	7	20		-	0.68	-	0.68	\$ 11,283	\$ 4,470	\$ 15,753
Columbia Township Library	2,194	\$ 67		193	3,047	193	1.39	16	19	176	47	1,448	117	1,388	10	35		-	1.30	0.93	2.23	\$ 66,101	\$ 5,061	\$ 71,162
Fife Lake Public Library	1,526	\$ 129		338	5,753	338	3.77	17	201	2,034	29	521	38	3,110	70	88		-	1.00	1.15	2.15	\$ 113,722	\$ 17,134	\$ 130,856
Lawton Public Library	1,850	\$ 83		156	1,065	156	0.58	7	15	222	117	59	16	737	8	47		-	1.00	1.63	2.63	\$ 79,260	\$ 17,654	\$ 96,914
Litchfield District Library	2,423	\$ 27		148	1,701	148	0.70	11	14	178	-	-	134	1,523	-	-		0.70	2.10	-	2.10	\$ 36,912	\$ 1,036	\$ 37,948
McMillan Township Library	2,115	\$ 12		-	-	-	-	-	-	-	-	-	-	-	-	-		-	0.58	-	0.58	\$ 12,499	\$ -	\$ 12,499
Mulliken District Library	1,748	\$ 39		3	30	3	0.02	10	-	-	-	-	2	20	1	10		-	1.00	0.13	1.13	\$ 32,773	\$ 2,506	\$ 35,279
Osceola Township School Pub	1,877	\$ 17		12	120	12	0.06	10	-	-	-	-	12	120	-	-		-	0.94	-	0.94	\$ 14,188	\$ 12,663	\$ 26,851
Pentwater Township Library	2,081	\$ 113		154	1,437	154	0.69	9	32	517	32	126	82	754	8	40		-	3.43	-	3.43	\$ 149,278	\$ 5,964	\$ 155,242
Sodus Township Library	1,995	\$ 22		219	514	219	0.26	2	2	15	137	110	80	389	-	-		0.63	0.63	-	0.63	\$ 15,298	\$ 3,387	\$ 18,685
Sunfield District Library	2,425	\$ 32		38	503	38	0.21	13	9	90	11	190	12	170	6	53		-	1.00	0.70	1.70	\$ 48,457	\$ 3,707	\$ 52,164
Tekonsha Township Public Lib	1,757	\$ 40		88	968	88	0.55	11	34	279	-	-	54	689	-	-		-	0.93	0.28	1.20	\$ 27,654	\$ 2,117	\$ 29,771
Topinabee Public Library	2,188	\$ 29		-	-	-	-	-	-	-	-	-	-	-	-	-		-	0.80	-	0.80	\$ 34,265	\$ -	\$ 34,265
Wakefield Public Library	2,003	\$ 35		32	464	32	0.23	15	10	45	-	-	20	389	2	30		-	-	0.38	0.38	\$ 32,552	\$ 7,162	\$ 39,714
Waldron District Library	2,408	\$ 34		455	1,261	455	0.52	3	71	694	1	131	361	398	22	38		1.00	1.00	0.70	1.70	\$ 42,302	\$ 3,277	\$ 45,579
Walkerville Public/School Libr	1,941	\$ 12		-	-	-	-	-	-	-	-	-	-	-	-	-		0.38	0.38	-	0.38	\$ 10,731	\$ 8,980	\$ 19,711
Watertown Township Library	2,091	\$ 11		15	618	15	0.30	41	4	31	-	-	11	587	-	-		-	0.70	-	0.70	\$ 18,928	\$ -	\$ 18,928
George W. Spindler Memorial L	1,994	\$ 17		81	543	81	0.27	7	6	12	2	5	61	426	12	100		-	0.50	0.08	0.58	\$ 21,598	\$ 563	\$ 22,161
Goodland Township Library	1,735	\$ 25		20	226	20	0.13	11	3	40	-	-	17	186	-	-		-	0.75	-	0.75	\$ 19,378	\$ -	\$ 19,378
Augusta-Ross Township Distric	7,332	\$ 27		62	913	62	0.12	15	7	81	2	236	37	517	16	79		-	2.20	0.43	2.63	\$ 130,595	\$ 13,590	\$ 144,185
Bad Axe District Library	7,303	\$ 32		227	4,312	114	0.59	19	47	243	-	-	180	4,069	-	-		1.00	1.00	2.55	3.55	\$ 119,813	\$ 21,518	\$ 141,331
Boyne District Library	7,353	\$ 88		415	8,847	208	1.20	21	260	4,160	10	230	139	4,410	6	47		1.00	1.00	6.10	7.10	\$ 302,032	\$ 95,250	\$ 397,282
Eau Claire District Library	7,026	\$ 32		64	396	64	0.06	6	56	316	-	-	8	80	-	-		1.00	1.00	2.80	3.80	\$ 124,081	\$ 20,783	\$ 144,864
Almont District Library	6,961	\$ 51		77	1,630	77	0.23	21	29	169	9	200	38	1,239	1	22		0.75	1.75	2.63	4.38	\$ 196,256	\$ 47,502	\$ 243,758
Interlochen Public Library	6,703	\$ 46		800	12,952	800	1.93	16	432	4,089	34	2,000	293	5,984	41	879		-	1.00	3.29	4.29	\$ 166,461	\$ -	\$ 166,461
J. C. Wheeler Public Library	6,661	\$ 11		270	2,605	270	0.39	10	21	56	111	1,119	104	1,218	34	212		-	0.80	0.85	1.65	\$ 43,056	\$ 3,786	\$ 46,842
Jordan Valley District Library	6,819	\$ 51		9	76	9	0.01	8	2	35	-	-	6	41	1	-		1.00	1.00	2.05	3.05	\$ 141,190	\$ 37,578	\$ 178,768
Manchester District Library	7,186	\$ 61		220	3,434	220	0.48	16	82	1,154	16	404	103	1,770	19	106		0.50	1.50	2.50	4.00	\$ 210,148	\$ 7,197	\$ 217,345
Millington Arbela District Libra	7,054	\$ 32		135	2,157	135	0.31	16	28	293	30	543	67	1,281	10	40		1.00	2.05	1.35	3.40	\$ 106,763	\$ 38,039	\$ 144,802
Morton Township Public Librar	6,776	\$ 46		113	4,915	113	0.73	43	36	902	3	294	68	3,590	6	129		1.00	2.08	0.90	2.98	\$ 118,919	\$ 33,346	\$ 152,265
Newaygo Area District Library	7,494	\$ 53		345	3,056	345	0.41	9	67	910	20	789	183	1,139	75	218		-	1.00	4.61	5.61	\$ 181,819	\$ 15,813	\$ 197,632
Pathfinder Community Library	7,067	\$ 27		29	421	29	0.06	15	5	76	1	50	18	222	5	73		-	1.00	2.63	3.63	\$ 72,000	\$ 14,500	\$ 86,500
Putnam District Library	6,728	\$ 22		159	1,032	159	0.15	6	26	185	15	104	78	547	40	196		-	0.80	1.76	2.56	\$ 79,298	\$ -	\$ 79,298
Reed City Area District Library	6,802	\$ 22		157	4,444	157	0.65	28	20	682	-	-	107	2,989	30	773		-	1.63	1.50	3.13	\$ 81,296	\$ 3,219	\$ 84,515
Sandusky District Library	6,806	\$ 42		171	1,280	171	0.19	7	20	115	5	45	121	930	25	190		-	1.25	2.61	3.86	\$ 112,315	\$ 13,033	\$ 125,348
Saint Charles District Library	7,441	\$ 26		83	635	83	0.09	8	46	232	-	-	37	403	-	-		-	1.50	2.60	4.10	\$ 100,900	\$ 7,689	\$ 108,589
Walled Lake City Library	7,250	\$ 58		224	2,614	224	0.36	12	56	647	19	247	129	1,556	20	164		2.30	2.30	1.55	3.85	\$ 183,096	\$ 33,143	\$ 216,239
West Iron District Library	7,305	\$ 70		288	6,839	288	0.94	24	75	550	54	1,780	130	4,260	29	249		-	1.00	4.00	5.00	\$ 237,253	\$ 51,689	\$ 288,942
Aitkin Memorial District Library	7,173	\$ 36		138	1,316	138	0.18	10	-	-	89	802	38	366	11	148		1.00	1.73	1.28	3.00	\$ 117,242	\$ 20,056	\$ 137,298
Dorothy Hull Library - Windsor	7,140	\$ 20		109	837	109	0.12	8	26	271	47	284	33	264	3	18		1.68	1.68	0.25	1.93	\$ 80,057	\$ 13,566	\$ 93,623
Leighton Township Library	7,001	\$ 35		318	4,183	318	0.60	13	116	984	27	207	146	2,937	29	55		-	3.25	0.45	3.70	\$ 135,423	\$ 8,889	\$ 144,312
Schultz-Holmes Memorial Libr	7,020	\$ 44		203	5,345	203	0.76	26	28	333	19	1,368	145	3,369	11	275		-	2.00	1.78	3.78	\$ 138,520	\$ 79,452	\$ 217,972
River Rouge Public Library	7,224	\$ 41		68	1,206	68	0.17	18	25	162	6	409	28	521	9	114		0.95	1.53	-	1.53	\$ 97,262	\$ 80,503	\$ 177,765

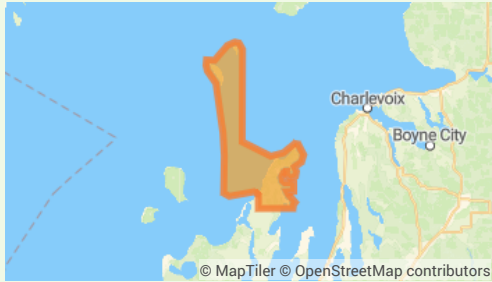
APPENDIX F:

DEMOGRAPHICS & MAPPING

Current Report:

Community Profile Report of County

Subdivision: Leelanau



Date: May 21, 2024

Proposed Location:

This location, **Leelanau** (County Subdivision, 2022), is located in **Leelanau County**, in the state of **Michigan**.

It is located within or touches the following 2022 census tract(s): **26089970100, 26089970300, 26089970201**.

Similarly, it is located within or touches the following zip code(s): **49682, 49670, 49654, 49674**.

Data presented in this report summarize the geographies specified in the citation information in each section.

This Area is Served by (or touches):

School District(s): Northport Public School District, Traverse City Area Public Schools, Leland Public School District, Suttons Bay Public Schools

Congressional District(s): Michigan's 1st District (Jack Bergman - R)

Senators: Debbie Stabenow (MI-D), Gary C. Peters (MI-D)

State Senate District(s): State Senate District 37

State House District(s): State House District 103

Population Trends:

As of the period 2020, this area was home to an estimated **2,048** people.

Population	2000	2010	2020	Change 2010 to 2020 (%)
Area	2,154	2,027	2,048	1.04%
Counties (Leelanau)	21,119	21,708	22,301	2.73%
State (Michigan)	9,938,444	9,883,640	10,077,331	1.96%

Source: [Census](#)

Data aggregated by:

2000 - 2020 Data Contains: 1 County Subdivision

Age Distribution:

In the report area in 2018-2022, **43.15%** of the population is over the age of 65. **44.46%** are of working age (18-64). **12.39%** are under 18, and **3.29%** are under 5 years old.

Age	Number of People in Age Group	Percent of People in Age Group	Percent of People in Age Group (Michigan)
Under 5	68	3.29%	5.5%
Under 18	256	12.39%	21.37%
Working Age (18-64)	919	44.46%	60.86%
Aging (65+)	892	43.15%	17.77%

Source: [Census](#)

Data aggregated by:

2018-2022 Data Contains: 1 County Subdivision

Racial Characteristics:

Of the people living in this area in 2020, **91.31%** are White, **0.34%** are African American, **4.44%** are Hispanic, **0.24%** are Asian, **0.1%** are either Native Hawaiian or Pacific Islander, **2.44%** are American Indian or Alaskan Native, **0.68%** are of "some other race" and **4.88%** are of two or more races. In the table below, the percentage of the population that each segment represents in the report area is compared to the percent it represents in the state.

Between 2010 and 2020, the White population changed by **-0.85%**, the African American population by **N/A**, and Asian population by **N/A**. The number of Hispanics changed by **2.25%**.

Race	2000	2010	2020	Percent of Total Population in 2020	Percent of State Population in 2020 (Michigan)
White	2,003	1,886	1,870	91.31%	73.88%
African American	0	10	7	0.34%	13.66%
Asian	0	1	5	0.24%	3.32%
Native Hawaiian or Pacific Islander	0	1	2	0.1%	0.03%
American Indian or Alaskan Native	78	78	50	2.44%	0.61%
Some Other Race	28	19	14	0.68%	2.2%
Two or More Races	45	32	100	4.88%	6.3%

Ethnicity	2000	2010	2020	Percent of Total Population in 2020	Percent of State Population in 2020 (Michigan)
Hispanic	146	89	91	4.44%	5.6%

Source: [Census](#)

Data aggregated by:

2000 - 2020 Data Contains: 1 County Subdivision

Immigration:

Data from the U.S. Census Bureau for 2018-2022 indicate that **83** people or **4.02%** of the population living in this area were "foreign born". Census defines foreign born as anyone who is not a U.S. citizen at birth. This area is located in Michigan, which, according to the Department of Homeland Security, was home to **18,927** people who were granted Legal Permanent Residence status in 2017. Those LPRs, or "green cards", represent **1.68%** of green cards issued in the nation that year.

Source: [Census](#), [Department of Homeland Security](#)

Data aggregated by:

2018-2022 Data for Census Contains: 1 County Subdivision

2017 Data for Department of Homeland Security Contains: 1 State

Incomes:

The median household income for the study area was **\$84,911**, compared to the state of Michigan with a median of **\$68,505**, as estimated for 2018-2022 by the Census' American Community Survey.

The number of households divided by income categories is shown in the Annual Income Category table. In the period of 2018-2022, **25.44%** of households in the study area had an annual income of less than \$50,000, compared to **36.93%** of people in the state of Michigan.

2018-2022 Annual Income Category	Number of Households	Percent of Households
County Subdivision (Leelanau)		
Less than \$25,000	78	8.55%
\$25,000 - \$34,999	70	7.68%
\$35,000 - \$49,999	84	9.21%
\$50,000 - \$74,999	162	17.76%
\$75,000 - \$99,999	107	11.73%
\$100,000 - \$124,999	136	14.91%
\$125,000 - \$149,999	28	3.07%
\$150,000 or more	247	27.08%
County (Leelanau)		
Less than \$25,000	901	9.74%
\$25,000 - \$34,999	635	6.87%
\$35,000 - \$49,999	1,020	11.03%
\$50,000 - \$74,999	1,618	17.5%
\$75,000 - \$99,999	1,168	12.63%
\$100,000 - \$124,999	1,178	12.74%
\$125,000 - \$149,999	739	7.99%
\$150,000 or more	1,987	21.49%
State (Michigan)		
Less than \$25,000	668,948	16.69%
\$25,000 - \$34,999	327,120	8.16%
\$35,000 - \$49,999	484,737	12.09%
\$50,000 - \$74,999	689,069	17.19%
\$75,000 - \$99,999	539,098	13.45%
\$100,000 - \$124,999	390,385	9.74%
\$125,000 - \$149,999	270,114	6.74%
\$150,000 or more	639,782	15.96%

According to the Census' American Community Survey estimates, the median income for a family in the period of 2018-2022 was **\$108,333**, compared to the state of Michigan with a median family income of **\$87,221**.

Source: [Census](#)
 Data aggregated by:
 2018-2022 Data Contains: 1 County Subdivision

Families and Households:

The composition of the 626 families who reside in the study area is shown in the table below. Families are groups of related people who live together, whereas households refer to the person or group of people living in any one housing unit. Generally, households that do not contain a family are made up of unrelated people living together (eg, roommates) or people living alone. While it is possible for two families to share a household, the difference between the number of households and the number of families in an area shows, approximately, the number of non-family households in a place.

2018-2022 Family Composition	Number of Families	Percent of Families
County Subdivision (Leelanau)		
Families	626	--
Married with Children	143	22.84%
Single with Children	13	2.08%
Single Female with Children	4	0.64%
Other Families	470	75.08%
County (Leelanau)		
Families	6,509	--
Married with Children	1,397	21.46%
Single with Children	324	4.98%
Single Female with Children	230	3.53%
Other Families	4,788	73.56%
State (Michigan)		
Families	2,527,912	--
Married with Children	670,823	26.54%
Single with Children	335,082	13.26%
Single Female with Children	242,049	9.58%
Other Families	1,522,007	60.21%

Note: The category "Single with Children" includes all families that are "Single Female with Children", so all categories do not add up to 100 percent.

Source: [Census](#)
 Data aggregated by:
 2018-2022 Data Contains: 1 County Subdivision

2018-2022 Household Counts	Number of Households
County Subdivision (Leelanau)	
Households	912
County (Leelanau)	
Households	9,246
State (Michigan)	
Households	4,009,253

Source: [Census](#)
 Data aggregated by:
 2018-2022 Data Contains: 1 County Subdivision

Housing Type:

The type of housing available in this area is described in the table below. Single family homes include all one-unit structures, both attached and detached. Townhouses or duplexes include one-unit attached homes, as well as housing units with two units. Units in small apartment building are buildings with 3 to 49 units; large apartment buildings include buildings with 50 units or more. Other types of housing include vans, boats, recreational vehicles, or other units.

2018-2022 Housing Stock	Number of Units	Percent of Units
County Subdivision (Leelanau)		
Single family detached homes	1,860	92.12%
Single family attached homes	58	2.87%
2-unit homes and duplexes	31	1.54%
Units in small apartment buildings	5	0.25%
Units in large apartment buildings	0	0%
Mobile homes or manufactured housing	65	3.22%
Other types	0	0%
County (Leelanau)		
Single family detached homes	13,274	85.78%
Single family attached homes	1,145	7.4%
2-unit homes and duplexes	178	1.15%
Units in small apartment buildings	486	3.14%
Units in large apartment buildings	0	0%
Mobile homes or manufactured housing	391	2.53%
Other types	0	0%
State (Michigan)		
Single family detached homes	3,299,654	72.04%
Single family attached homes	213,705	4.67%
2-unit homes and duplexes	103,828	2.27%
Units in small apartment buildings	576,639	12.59%
Units in large apartment buildings	149,903	3.27%
Mobile homes or manufactured housing	235,172	5.13%
Other types	1,546	0.03%

Source: [Census](#)
 Data aggregated by:
 2018-2022 Data Contains: 1 County Subdivision

Tenure:

Across the area, an estimated **93.64%** or **854** households owned their home between 2018-2022. The average size of a household in this area was **2.23** between 2018-2022, as compared to the average household size for the county and the state, **2.39 (Leelanau)** and **2.45 (Michigan)** respectively.

Source: [Census](#)
 Data aggregated by:
 2018-2022 Data Contains: 1 County Subdivision

Vacancy:

Postal vacancy shows short-term vacancy trends based on addresses where mail has not been collected for over 90 days. Data from Valassis Lists tracks vacancy on a quarterly basis. In the 3rd quarter of 2023, the overall vacancy rate in this area was **0%**.

Postal Address Vacancy	2022Q2	2022Q3	2022Q4	2023Q1	2023Q2	2023Q3
County Subdivision (Leelanau)						
Number Vacant - Residential	0	0	0	0	0	0
Percent Vacant - Residential	0%	0%	0%	0%	0%	0%
Number Vacant - Business	0	0	0	0	0	0
Percent Vacant - Business	0%	0%	0%	0%	0%	0%
Overall Vacancy Rate	0%	0%	0%	0%	0%	0%
County (Leelanau)						
Number Vacant - Residential	19	13	16	17	17	20
Percent Vacant - Residential	0.15%	0.1%	0.12%	0.13%	0.13%	0.15%
Number Vacant - Business	7	8	8	8	8	19
Percent Vacant - Business	1.01%	1.14%	1.14%	1.15%	1.15%	2.65%
Overall Vacancy Rate	0.19%	0.16%	0.18%	0.18%	0.18%	0.28%
State (Michigan)						
Number Vacant - Residential	156,429	155,416	155,771	157,159	155,701	153,986
Percent Vacant - Residential	3.37%	3.34%	3.34%	3.37%	3.34%	3.3%
Number Vacant - Business	44,342	44,590	45,080	45,895	46,249	46,668
Percent Vacant - Business	11.67%	11.76%	11.91%	12.11%	12.18%	12.36%
Overall Vacancy Rate	4%	3.98%	3.99%	4.03%	4%	3.97%

Source: [Valassis Lists](#)
Data aggregated by:
2022q2 - 2023q3 Data Contains: 1 Census Tract

Employment:

The following table shows the number of people who were employed, unemployed, in the labor force, and the unemployment rate for the market in which the report area is located, according to the Bureau of Labor Statistics.

Unemployment rate	October 2023	November 2023	December 2023	January 2024	February 2024	March 2024
County (Leelanau)						
Employed	10,434	10,276	10,022	9,900	9,930	10,097
Unemployed	333	314	375	410	479	436
In Labor Force	10,767	10,590	10,397	10,310	10,409	10,533
Unemployment Rate	3.1	3	3.6	4	4.6	4.1
Metro Area (Traverse City, MI Micro Area)						
Employed	76,893	75,922	74,219	73,449	73,483	74,598
Unemployed	2,500	2,324	2,821	3,113	3,428	3,260
In Labor Force	79,393	78,246	77,040	76,562	76,911	77,858
Unemployment Rate	3.1	3	3.7	4.1	4.5	4.2
State (Michigan)						
Employed	4,858,873	4,886,858	4,833,042	4,788,741	4,789,659	4,856,503
Unemployed	193,314	168,394	176,987	200,570	211,865	199,554
In Labor Force	5,052,187	5,055,252	5,010,029	4,989,311	5,001,524	5,056,057
Unemployment Rate	3.8	3.3	3.5	4	4.2	3.9

The following Cities that are within or contain the report area have no data available: **Omena, Northport**

Source: [BLS](#)

In this area in 2018-2022, the Census estimates that people were employed in the following industries:

Employment by Industry	People Employed	Percent Employed in this Industry	Percent Employed in this Industry in Michigan
Accommodation and Food Services Industry Employment	35	4.73%	7.08%
Administrative and Support and Waste Management Services Industries Employment	0	0%	3.73%
Agriculture, Forestry, Fishing and Hunting Industry Employment	41	5.54%	0.98%
Arts, Entertainment, and Recreation Industries Employment	55	7.43%	1.79%
Educational Service Industry Employment	59	7.97%	8.53%
Finance, Insurance, Real Estate and Rental and Leasing Industries Employment	50	6.76%	5.73%
Health Care and Social Assistance Industry Employment	108	14.59%	14.7%
Information Industry Employment	2	0.27%	1.2%
Manufacturing Industry Employment	43	5.81%	18.57%
Management of Companies and Enterprises Industry Employment	0	0%	0.13%
Other Services Industry Employment	43	5.81%	4.5%
Professional, Scientific, and Technical Services Industry Employment	108	14.59%	6.01%
Public Administration Employment	27	3.65%	3.46%
Retail Trade Industry Employment	78	10.54%	10.79%
Construction Industry Employment	50	6.76%	5.77%
Transportation and Warehousing, and Utilities Industries Employment	29	3.92%	4.71%
Wholesale Trade Industry Employment	8	1.08%	2.2%
All Other Industries Employment	4	0.54%	0.12%

Source: [Census](#)

Data aggregated by:

2018-2022 Data Contains: 1 County Subdivision

Estimated number of people per square mile, between 2018-2022.

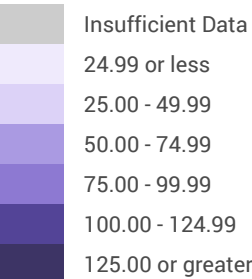
Estimated number of people per square mile, between 2018-2022. The population density was determined by taking the count of people and dividing it by the square mileage of the area.

Public Schools: Enrollment and Demographics (NCES)
Source: National Center for Education Statistics

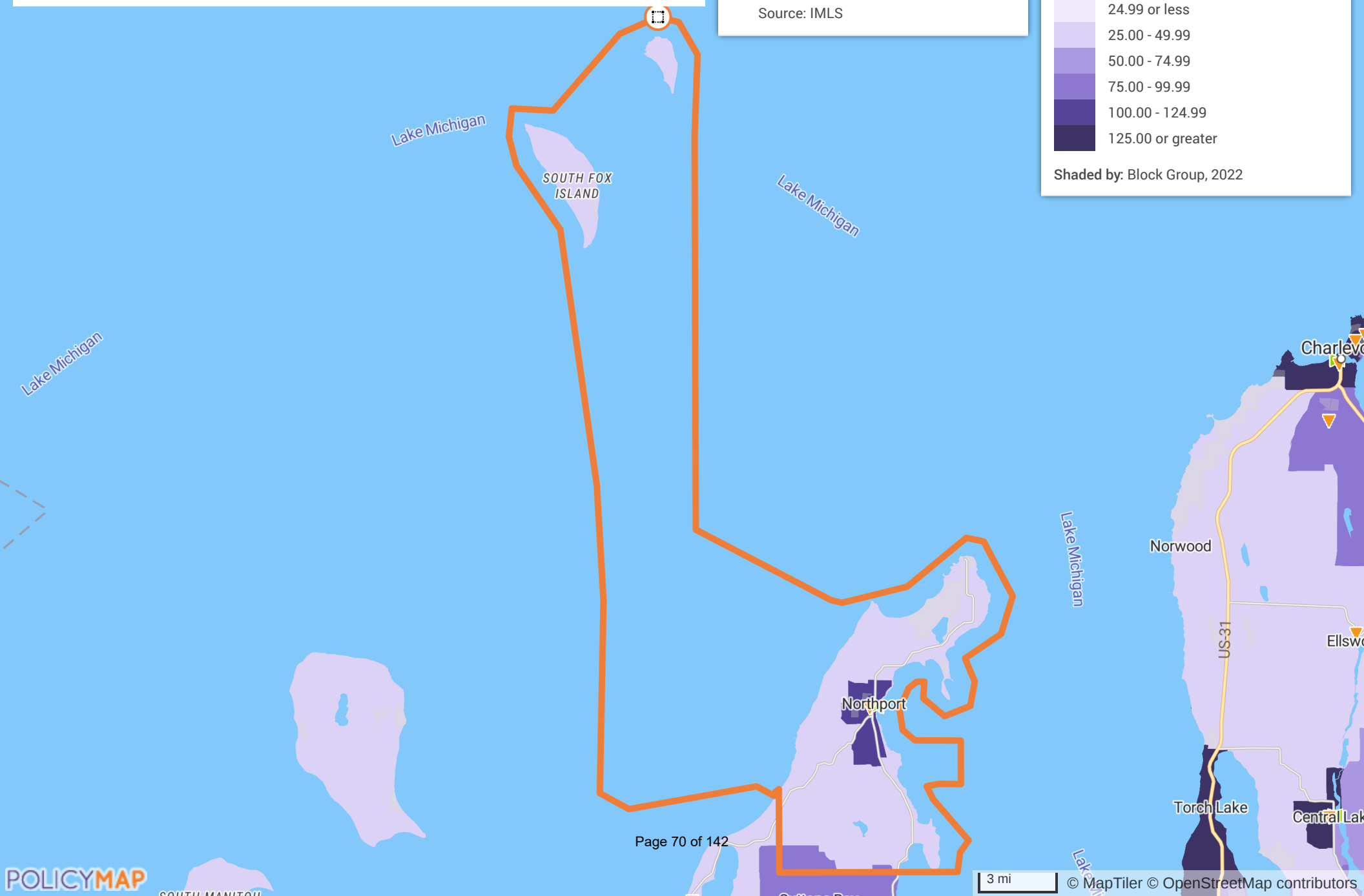
Public Central and Branch Libraries
Source: IMLS

Population Density
Source: Census

Year: 2018-2022



Shaded by: Block Group, 2022



Estimated percent of all people under 18, between 2018-2022.

Estimated percent of the population under 18 years old, between 2018-2022. Percentage calculations are suppressed in cases where the denominator of the calculation was less than 10 of the unit that is being described (e.g., households, people, householders, etc.).

▼ Public Schools: Enrollment and Demographics (NCES)
Source: National Center for Education Statistics

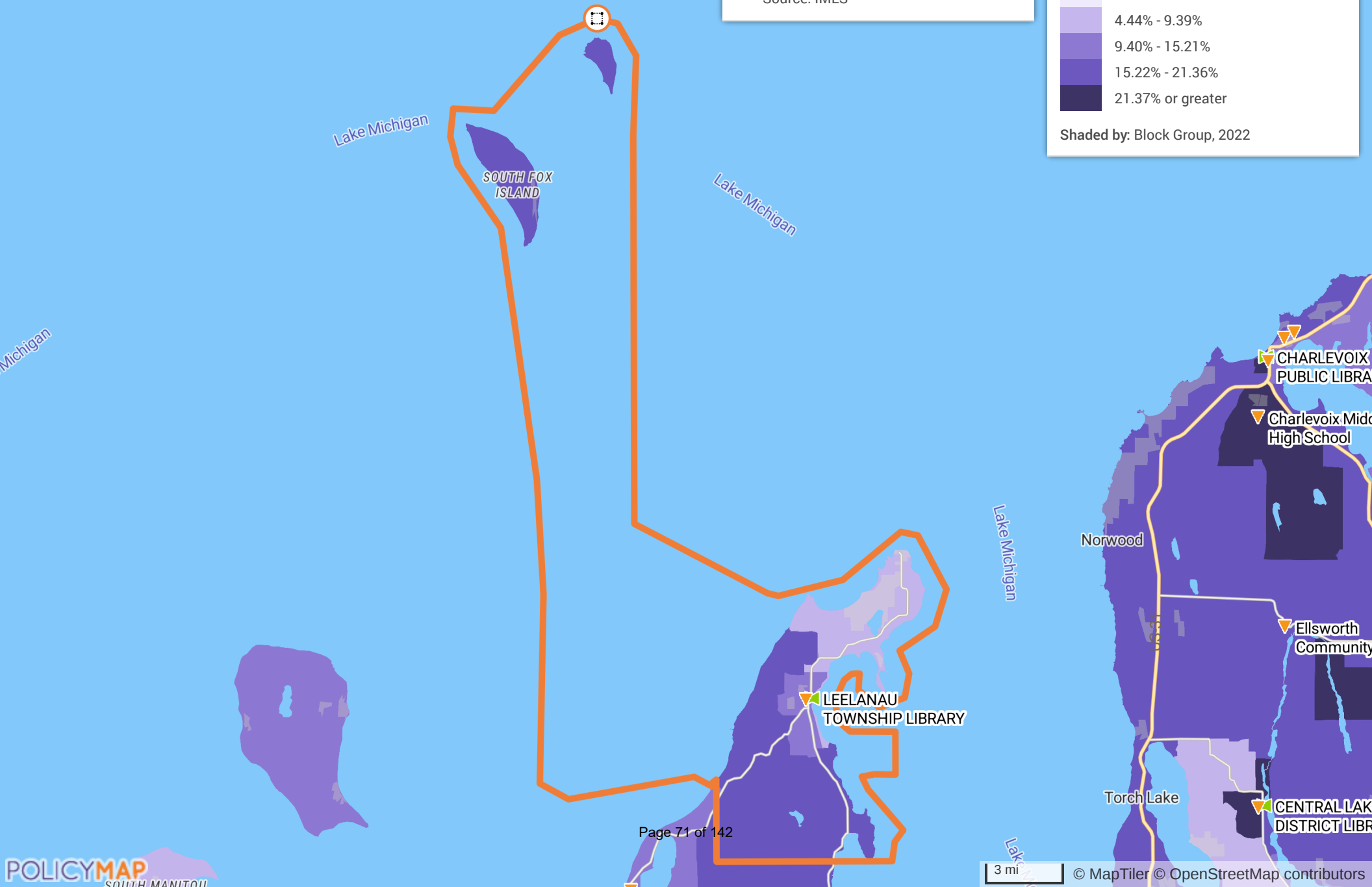
▼ Public Central and Branch Libraries
Source: IMLS

Percent Population Under 18
Source: Census

Year: 2018-2022

- Insufficient Data
- 4.43% or less
- 4.44% - 9.39%
- 9.40% - 15.21%
- 15.22% - 21.36%
- 21.37% or greater

Shaded by: Block Group, 2022



Estimated percent of all people 65 or older, between 2018-2022.

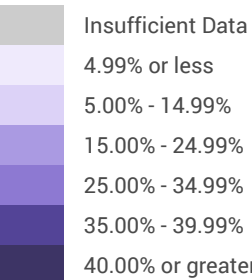
Estimated percent of the population age 65 years and older, between 2018-2022. Percentage calculations are suppressed in cases where the denominator of the calculation was less than 10 of the unit that is being described (e.g., households, people, householders, etc.).

▼ Public Schools: Enrollment and Demographics (NCES)
Source: National Center for Education Statistics

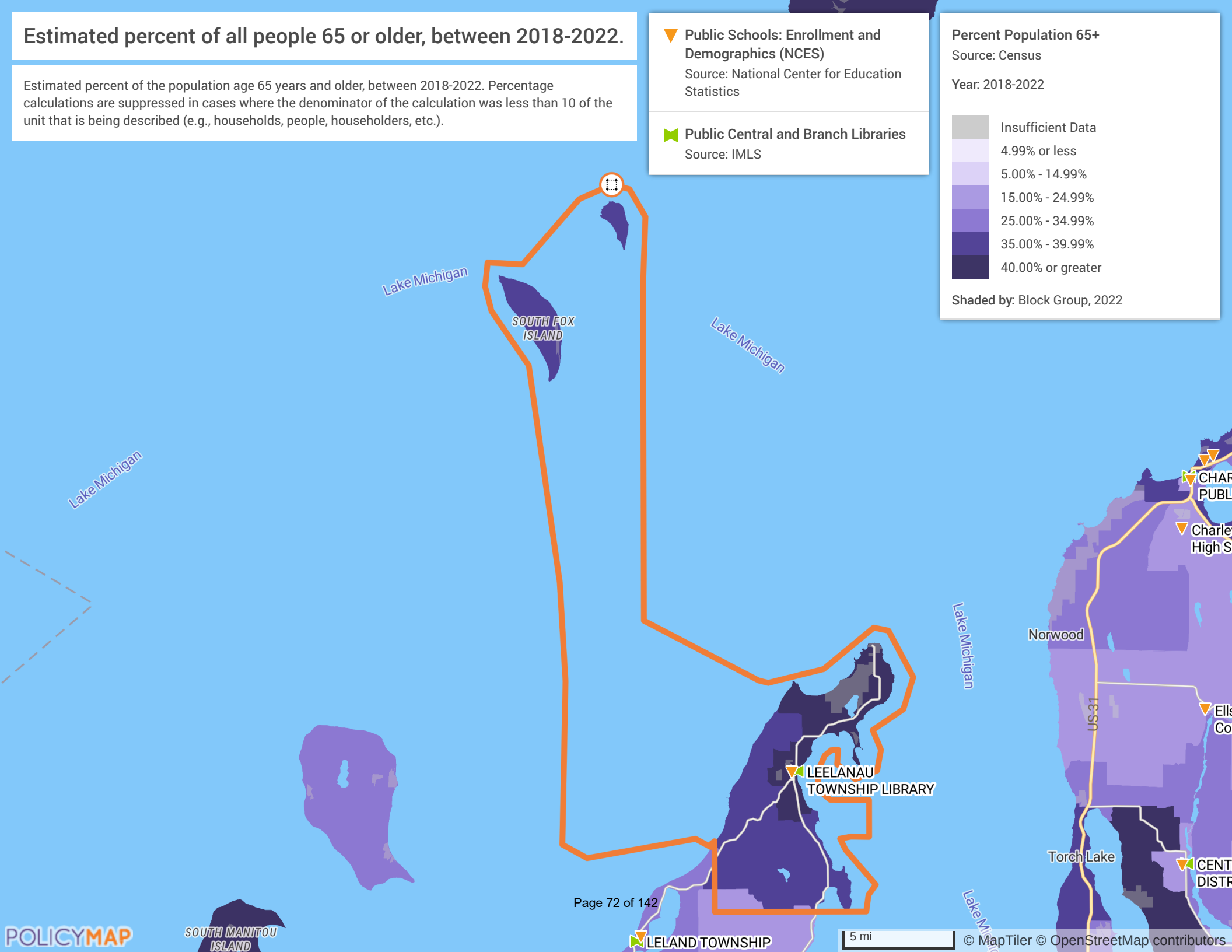
▼ Public Central and Branch Libraries
Source: IMLS

Percent Population 65+
Source: Census

Year: 2018-2022



Shaded by: Block Group, 2022



Estimated median value of an owner-occupied home, between 2018-2022.

Estimated median value of an owner-occupied housing unit, between 2018-2022. The value is based on survey respondents' estimates of how much their properties and lots would sell for if they were for sale. Medians were suppressed in cases where the sample of the average was less than 10 of the unit that is being described (e.g., households, people, householders, etc.). ACS employs values to indicate top and bottom ranges of values. A value of 1,000,001 indicates a value of 1,000,000 or greater, whereas a value of 9,999 indicates a value of 10,000 or less.

Public Schools: Enrollment and Demographics (NCES)
Source: National Center for Education Statistics

Public Central and Branch Libraries
Source: IMLS

Median Home Value
Source: Census
Year: 2018-2022

Insufficient Data

\$299,999 or less

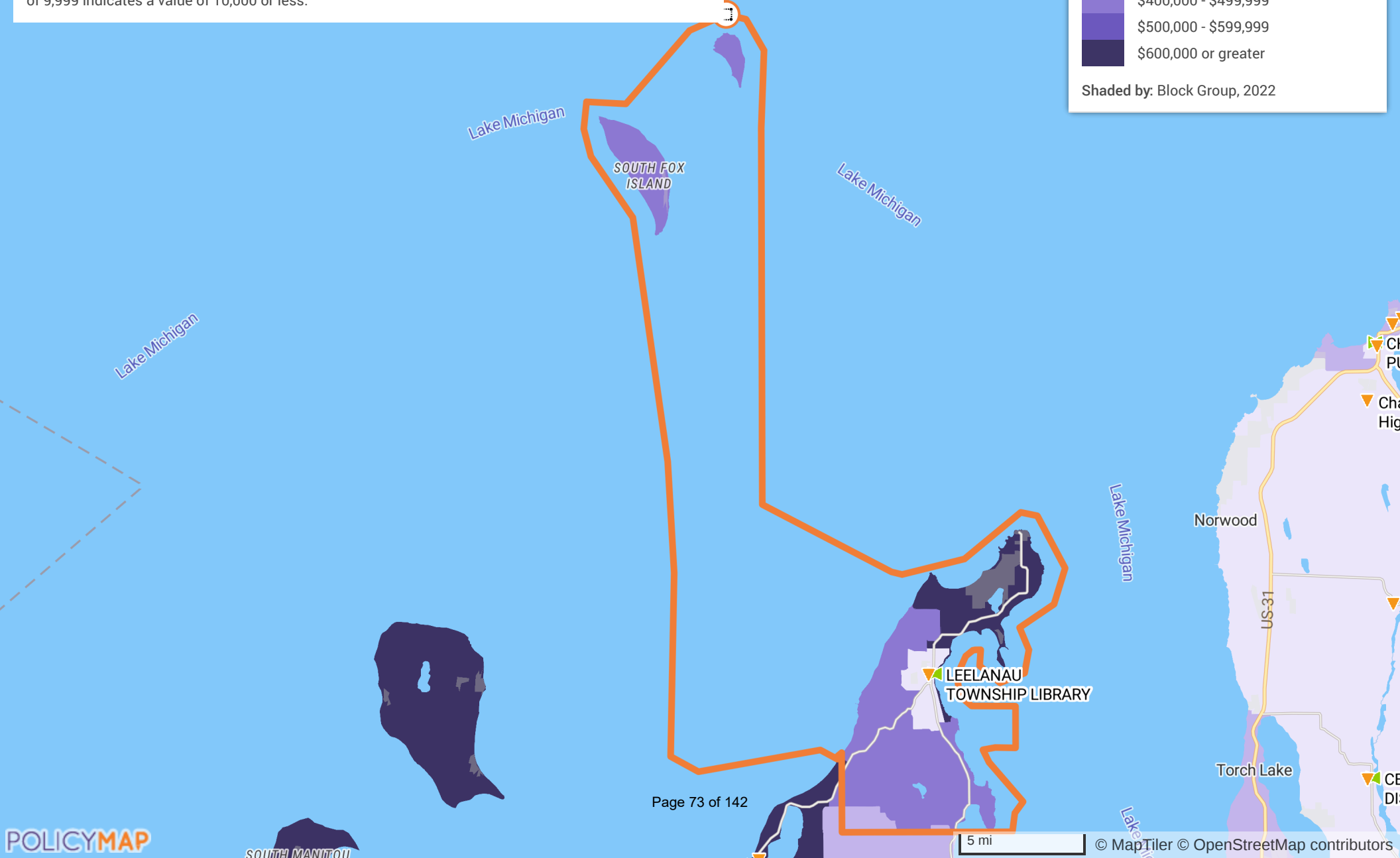
\$300,000 - \$399,999

\$400,000 - \$499,999

\$500,000 - \$599,999

\$600,000 or greater

Shaded by: Block Group, 2022



Estimated average size of a household, between 2018-2022.


Estimated average household size, between 2018-2022. A household includes all the people who occupy a housing unit as their usual place of residence. Averages are suppressed in cases where the sample of the average was less than 10 of the unit that is being described (e.g., households, people, householders, etc.).

Public Schools: Enrollment and Demographics (NCES)
Source: National Center for Education Statistics

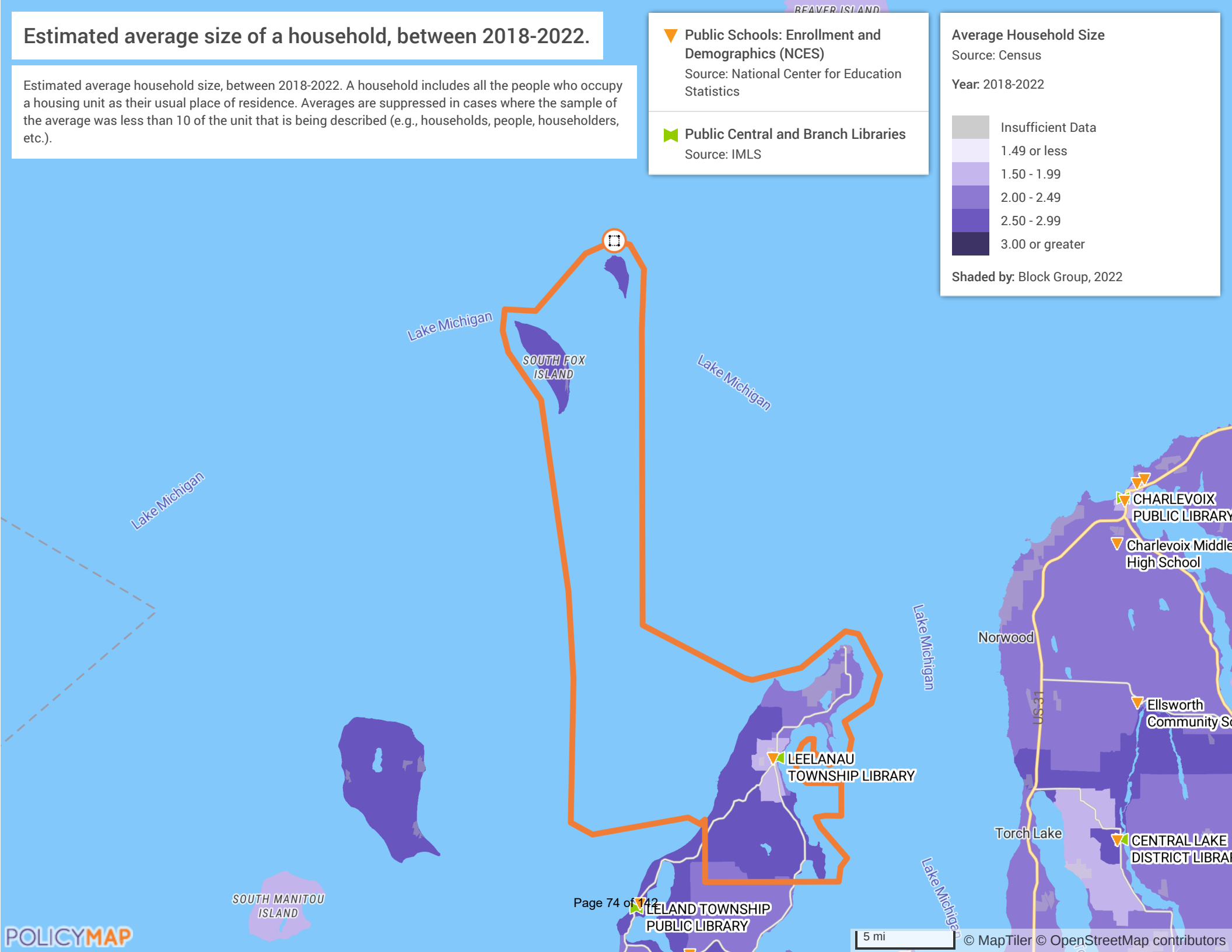
Public Central and Branch Libraries
Source: IMLS

Average Household Size
Source: Census

Year: 2018-2022



Shaded by: Block Group, 2022



Estimated per capita income, between 2018-2022.

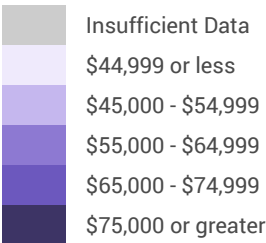
Estimated per capita income, between 2018-2022.

Public Schools: Enrollment and Demographics (NCES)
Source: National Center for Education Statistics

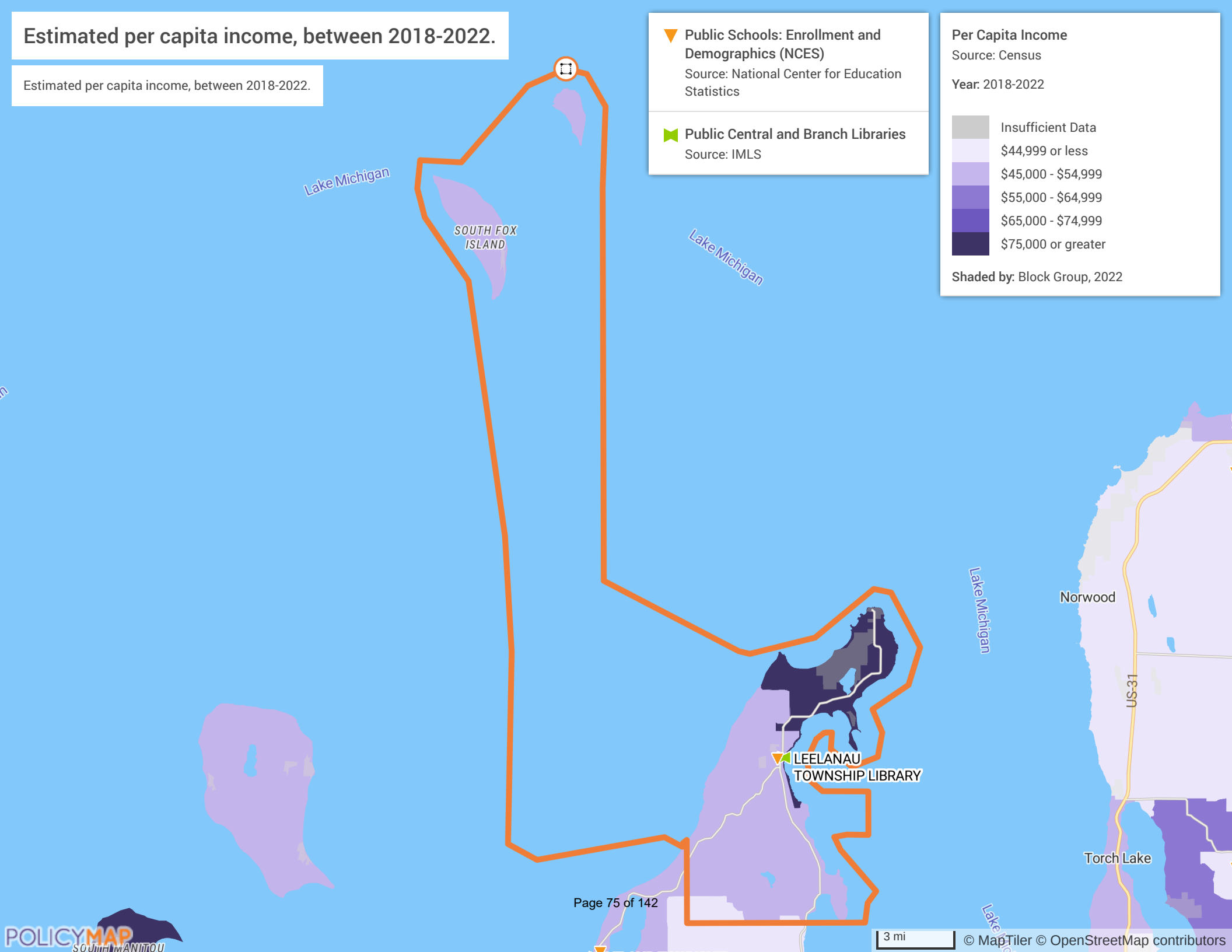
Public Central and Branch Libraries
Source: IMLS

Per Capita Income
Source: Census

Year: 2018-2022



Shaded by: Block Group, 2022



Area Deprivation Index national score in 2020.

Area Deprivation Index national score in 2020. The Area Deprivation Index (ADI) ranks neighborhoods on the basis of socioeconomic disadvantage in the areas of income, education, employment, and housing quality. Areas with greater disadvantage are ranked higher. National scores are normalized to the whole country, and state scores are normalized to a particular state. Higher Area Deprivation Index scores have been shown to correlate with worse health outcomes in measures such as life expectancy. This index was created by researchers at the University of Wisconsin-Madison based on a methodology originally developed by the Health Resources and Services Administration. Areas on this map are ranked against all other areas in the nation. National scores represent percentiles. In other words, they are divided into 100 groups of the same size, where 1 is the lowest rate of disadvantage and 100 is the highest.

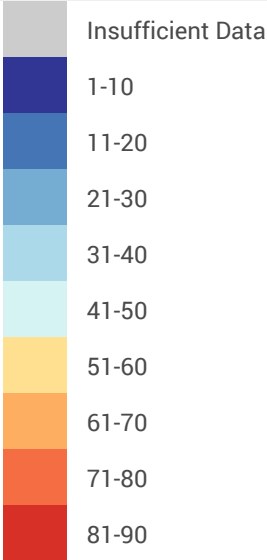
▼ Public Schools: Enrollment and Demographics (NCES)
Source: National Center for Education Statistics

▼ Public Central and Branch Libraries
Source: IMLS

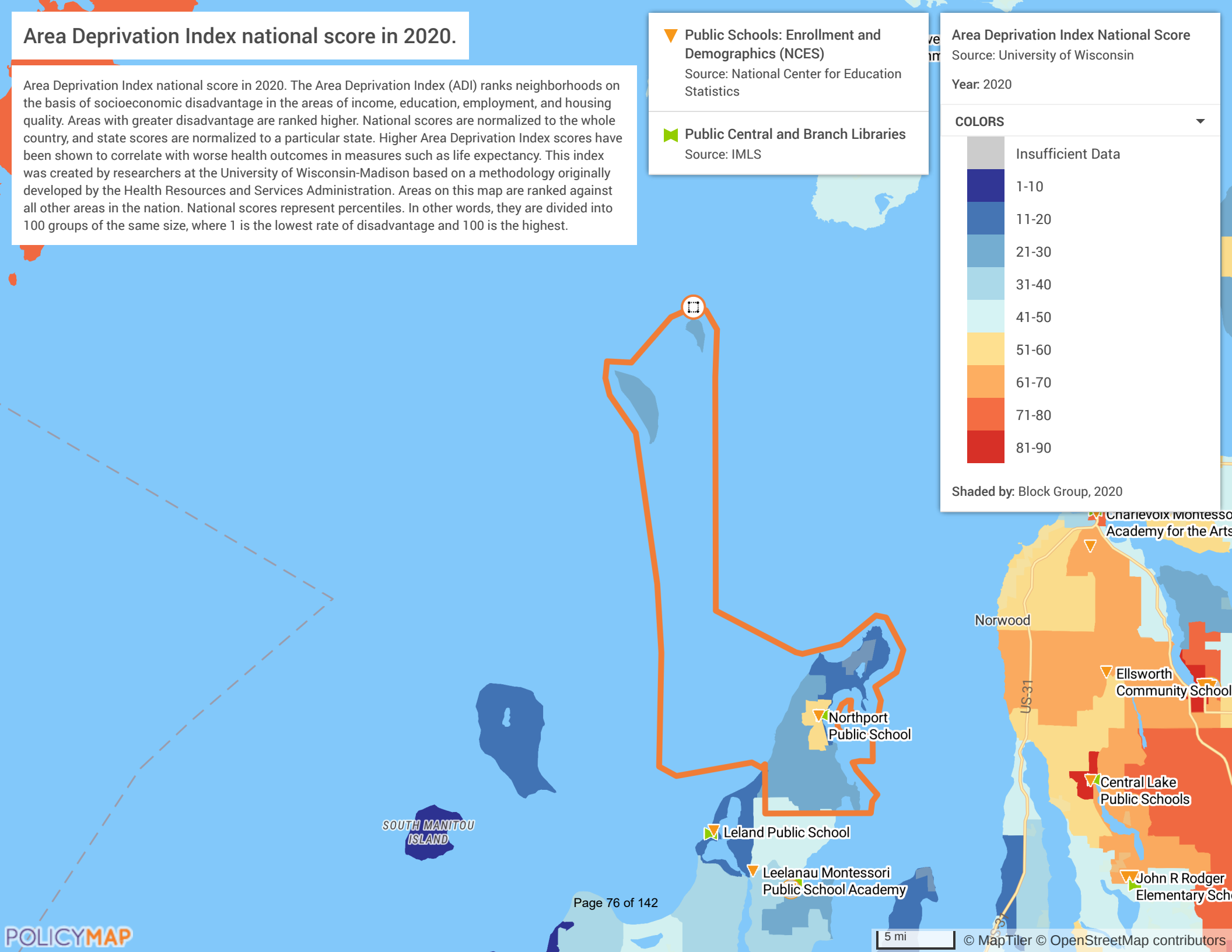
Area Deprivation Index National Score
Source: University of Wisconsin

Year: 2020

COLORS





Shaded by: Block Group, 2020



Estimated percent of all families that live in poverty, between 2018-2022.

Estimated percent of all families that live in poverty, between 2018-2022.

 **Public Schools: Enrollment and Demographics (NCES)**
Source: National Center for Education Statistics

 **Public Central and Branch Libraries**
Source: IMLS

Percent Families in Poverty
Source: Census
Year: 2018-2022

Insufficient Data

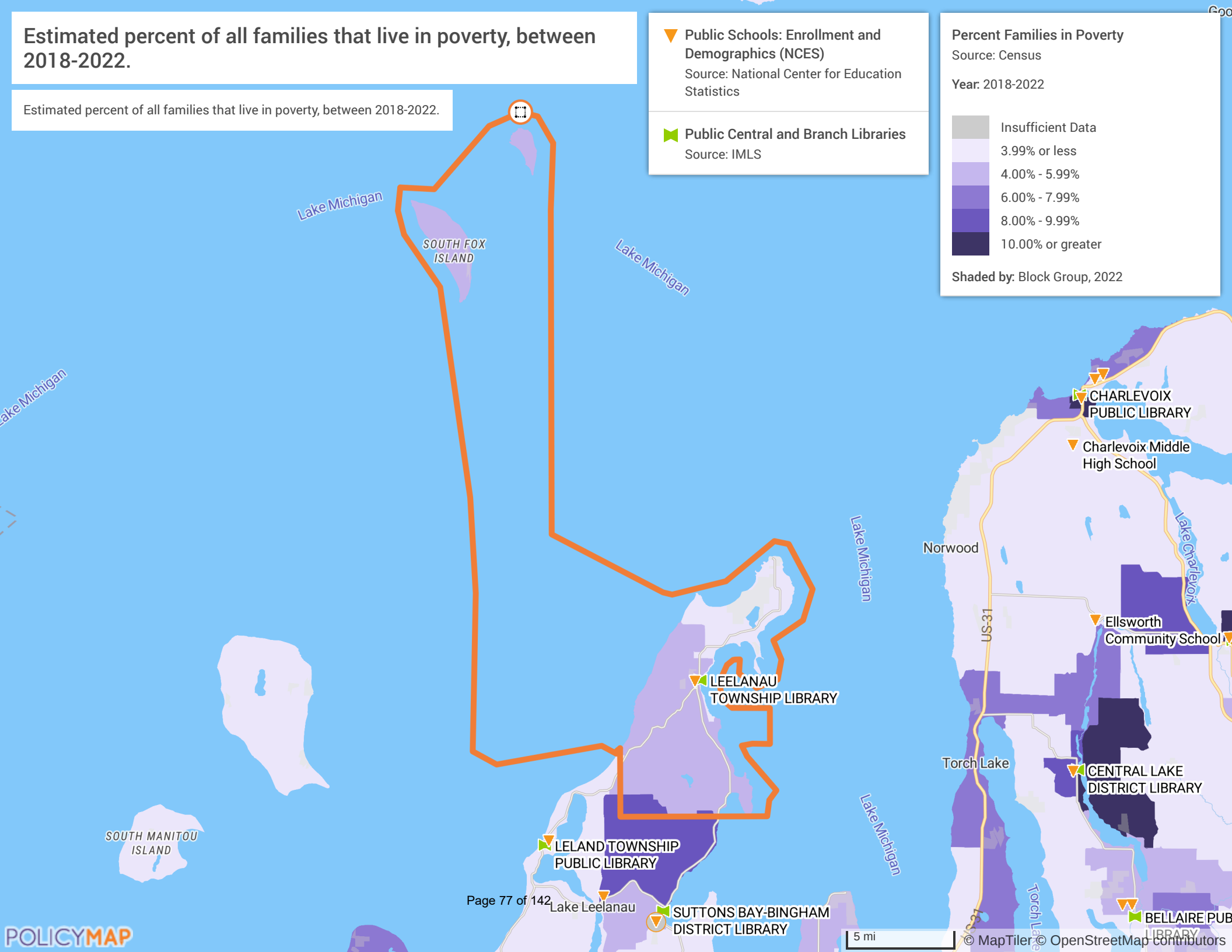
3.99% or less

4.00% - 5.99%

6.00% - 7.99%

8.00% - 9.99%

10.00% or greater

Shaded by: Block Group, 2022

Estimated percent of the population that is people of color, between 2018-2022.

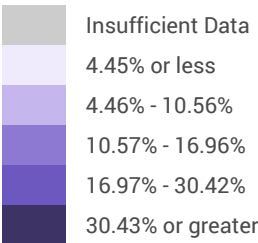
Estimated percent of the population that is people of color, between 2018-2022. 'People of color' is defined here as anyone who identifies as Hispanic or Latino, multiracial, or any race other than White. Percentage calculations are suppressed in cases where the denominator of the calculation was less than 10 of the unit that is being described (e.g., households, people, householders, etc.).

Public Schools: Enrollment and Demographics (NCES)
Source: National Center for Education Statistics

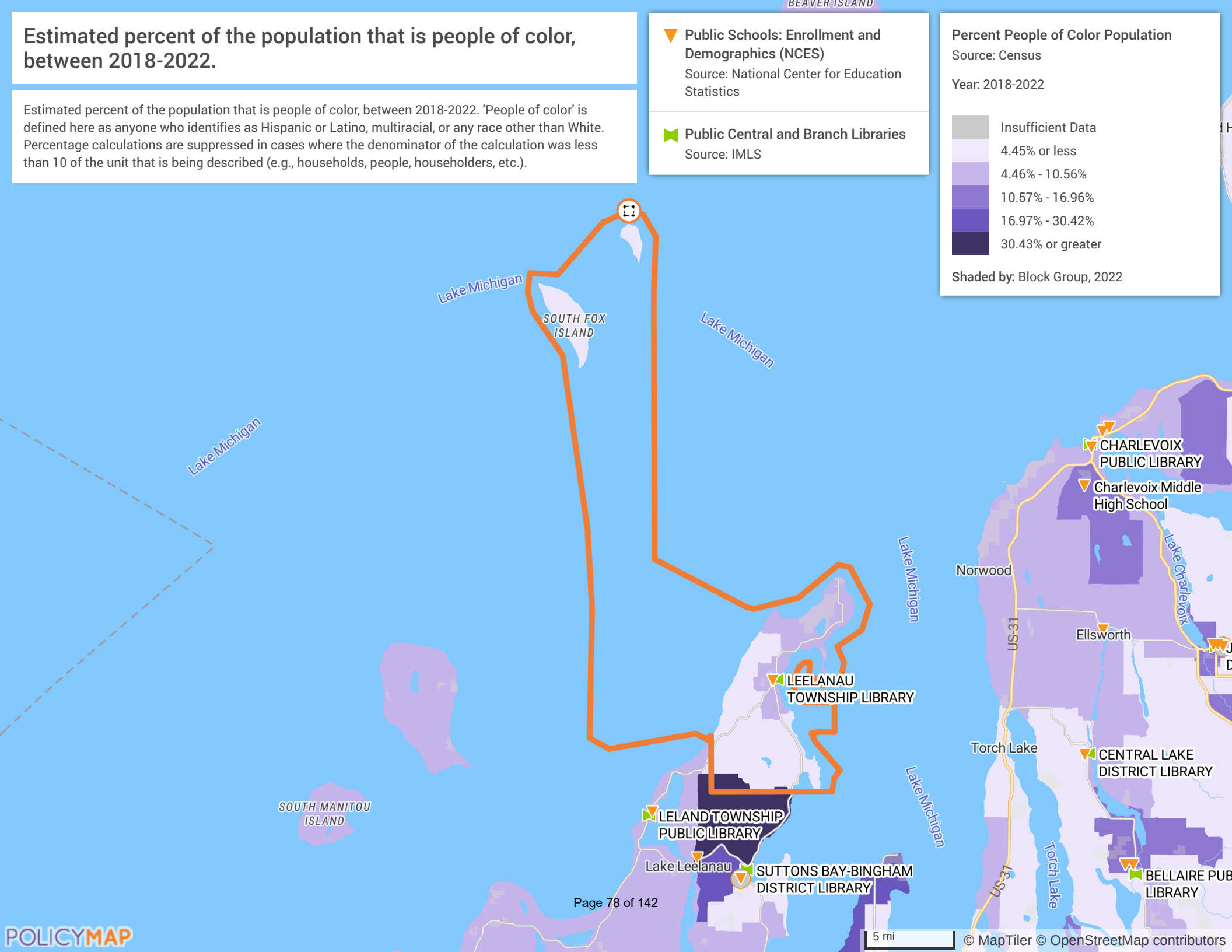
Public Central and Branch Libraries
Source: IMLS

Percent People of Color Population
Source: Census

Year: 2018-2022



Shaded by: Block Group, 2022



Estimated percent of all people who were foreign born as of 2018-2022.

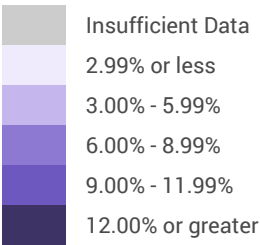
Estimated percent of population who are foreign born, as reported between 2018-2022. The U.S. Census defines "foreign born" to refer to anyone who is not a U.S. citizen at birth. This includes naturalized U.S. citizens, lawful permanent residents (immigrants), temporary migrants (such as students), humanitarian migrants (such as refugees), and persons illegally present in the United States.

▼ Public Schools: Enrollment and Demographics (NCES)
Source: National Center for Education Statistics

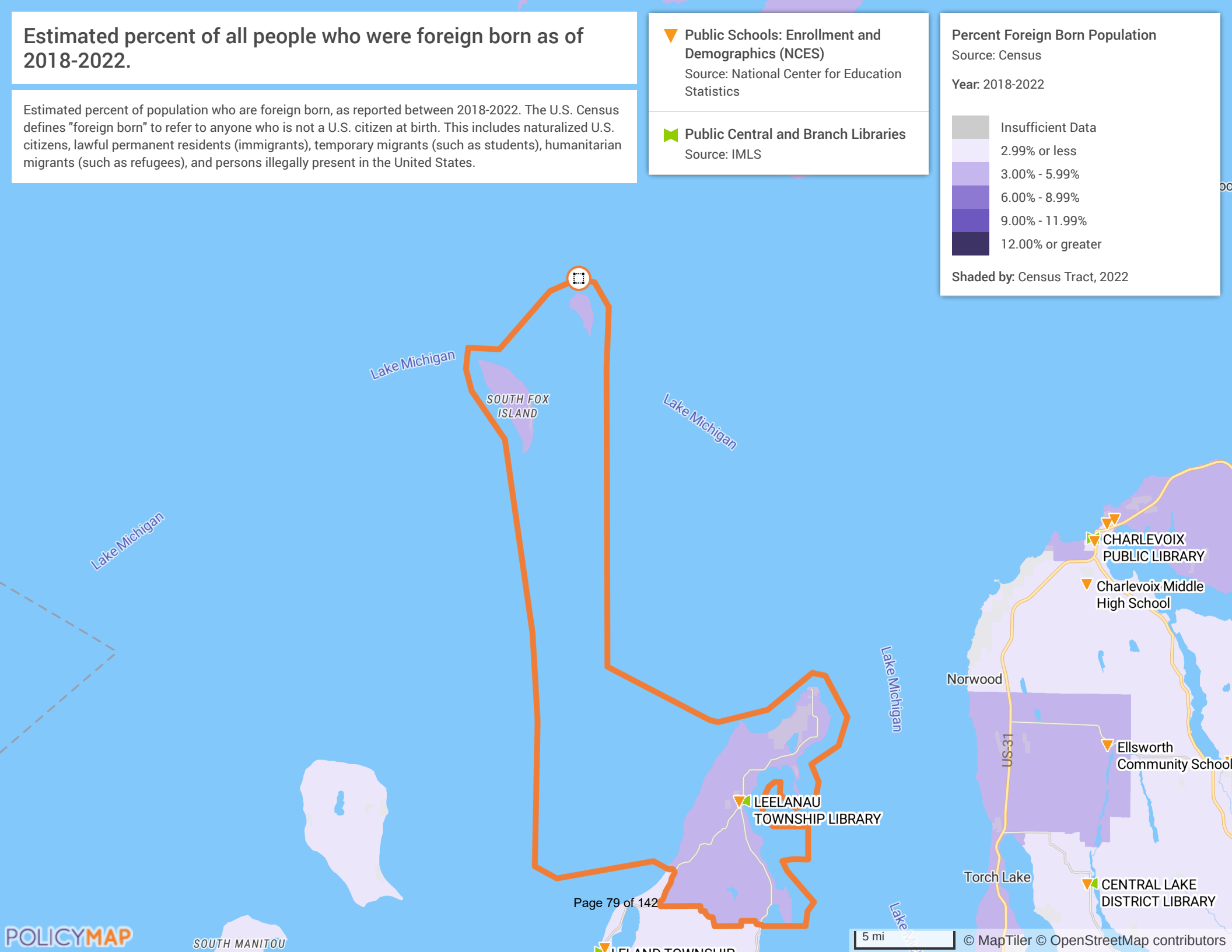
▼ Public Central and Branch Libraries
Source: IMLS

Percent Foreign Born Population
Source: Census

Year: 2018-2022



Shaded by: Census Tract, 2022



Estimated percent of people with less than a high school diploma, between 2018-2022.

Estimated percent of population 25 years and older with less than a high school diploma or equivalent, between 2018-2022. Percentage calculations were suppressed in cases where the denominator of the calculation was less than 10 of the unit that is being described (e.g., households, people, householders, etc.).

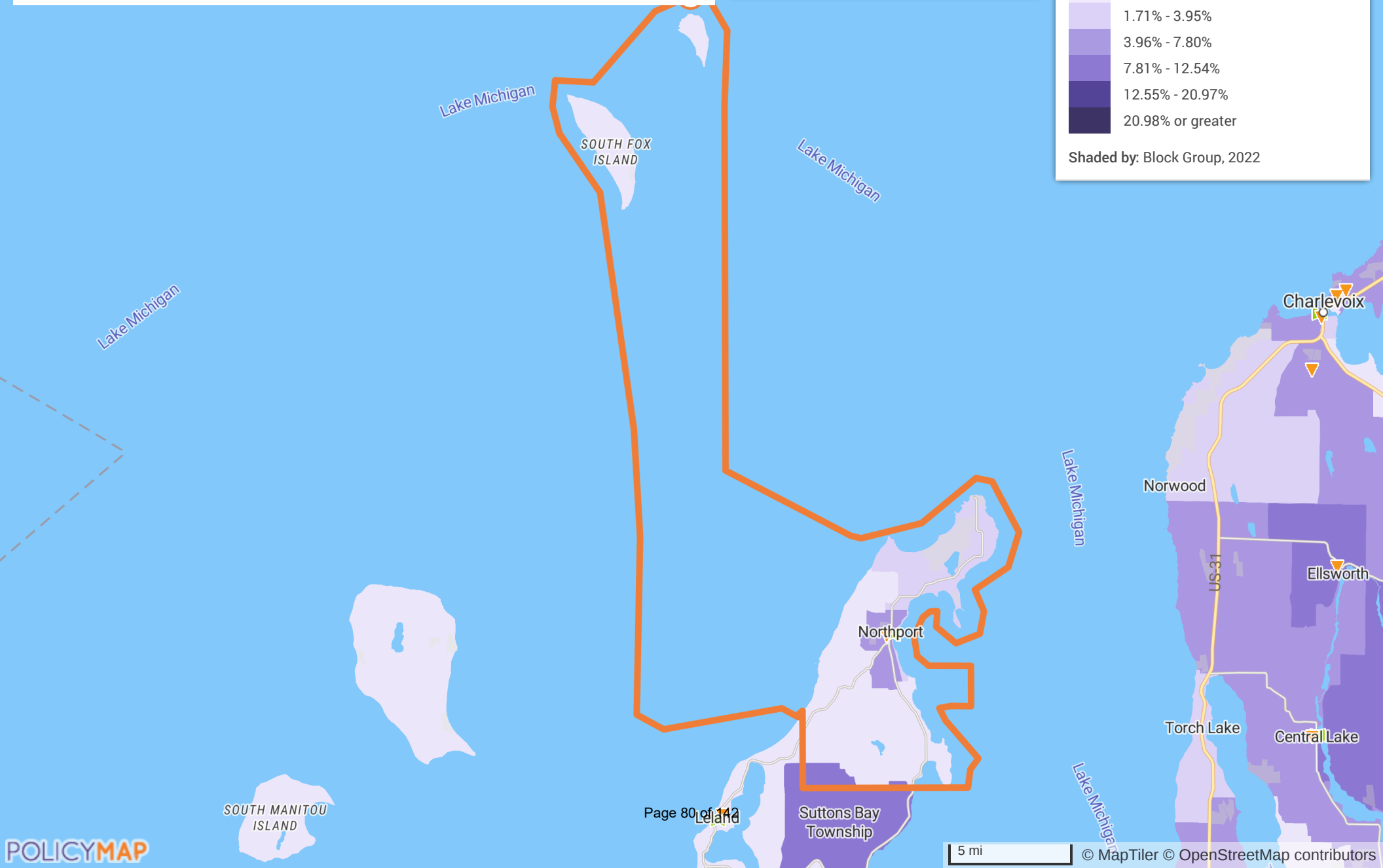
▼ Public Schools: Enrollment and Demographics (NCES)
Source: National Center for Education Statistics

📍 Public Central and Branch Libraries
Source: IMLS

Percent Population with Less than HS Diploma
Source: Census
Year: 2018-2022

Insufficient Data
1.70% or less
1.71% - 3.95%
3.96% - 7.80%
7.81% - 12.54%
12.55% - 20.97%
20.98% or greater

Shaded by: Block Group, 2022



Estimated percent of people with a Bachelor's degree, between 2018-2022.

Estimated percent of population 25 years and older with a Bachelor's degree, between 2018-2022. Percentage calculations were suppressed in cases where the denominator of the calculation was less than 10 of the unit that is being described (e.g., households, people, householders, etc.).

▼ Public Schools: Enrollment and Demographics (NCES)
Source: National Center for Education Statistics

▼ Public Central and Branch Libraries
Source: IMLS

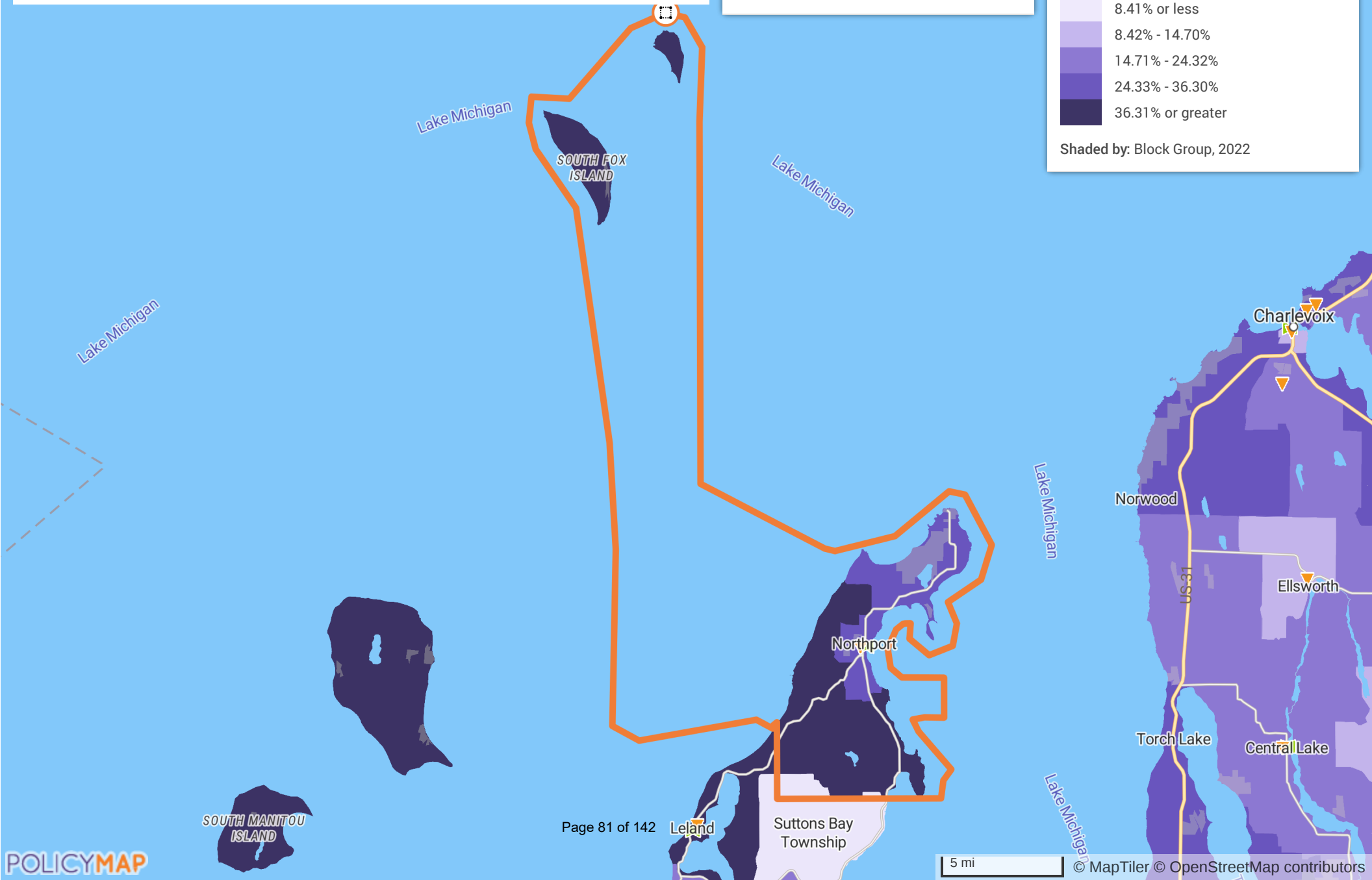
Percent Population with Bachelor's Degree

Source: Census

Year: 2018-2022

- Insufficient Data
- 8.41% or less
- 8.42% - 14.70%
- 14.71% - 24.32%
- 24.33% - 36.30%
- 36.31% or greater

Shaded by: Block Group, 2022



Estimated percent of households with no internet access, between 2018-2022.

Estimated percent of households with no internet access, between 2018-2022. Internet access can include a subscription for dial-up, cellular, cable, fiber optic, DSL, satellite, or other service, or internet access without a subscription. Percentage calculations are suppressed in cases where the denominator of the calculation was less than 10 of the unit that is being described (e.g., households, people, householders, etc.).

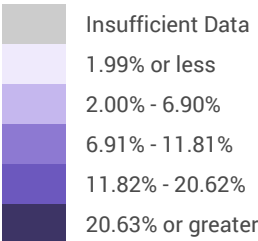
Public Schools: Enrollment and Demographics (NCES)
Source: National Center for Education Statistics

Public Central and Branch Libraries
Source: IMLS

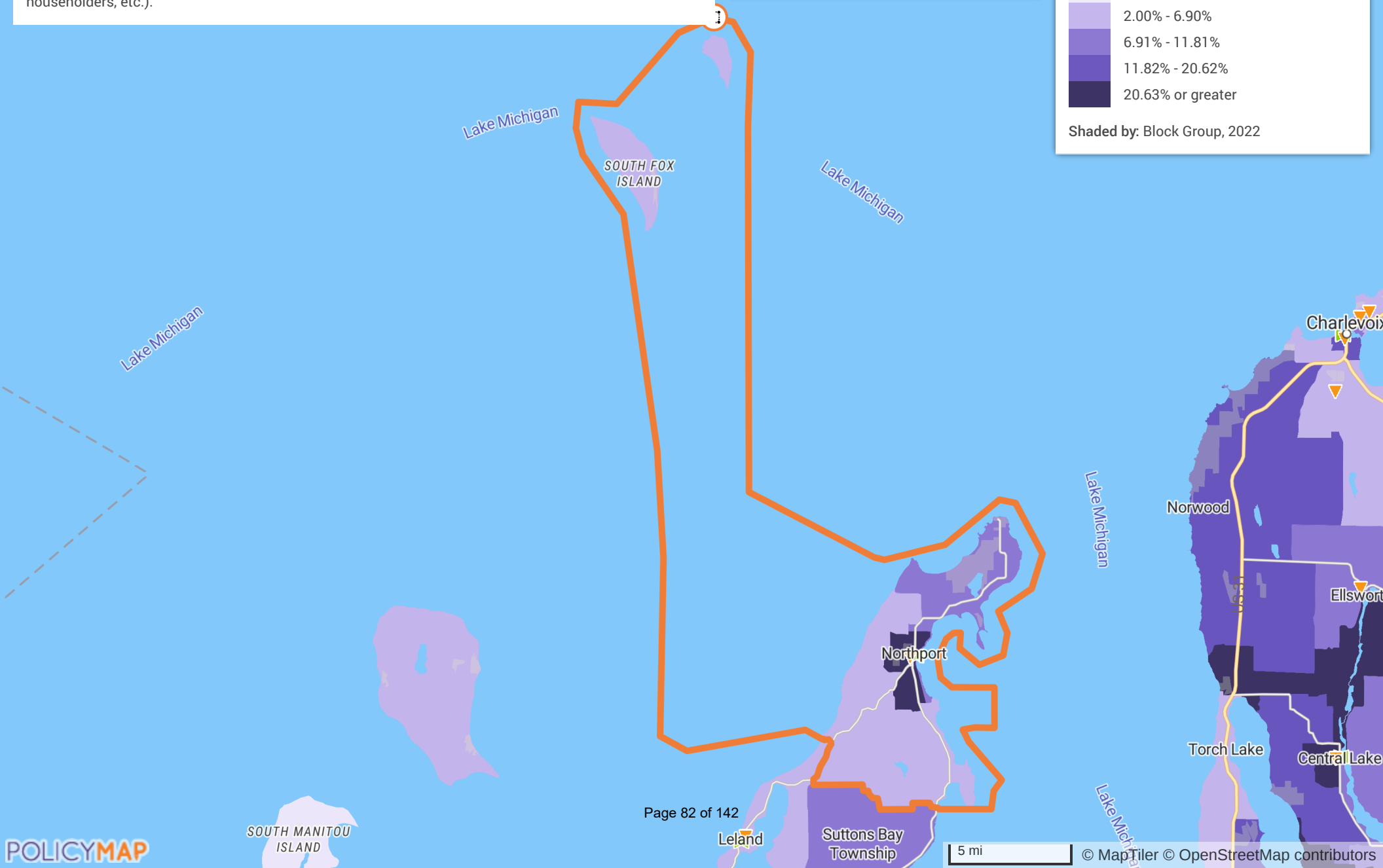
Percent Households with No Internet Access

Source: Census

Year: 2018-2022



Shaded by: Block Group, 2022



Estimated percent of students enrolled in 9th through 12th grade without a computer and an internet subscription, between 2018-2022.

Estimated percent of students enrolled in 9th through 12th grade without computer and internet subscription, between 2018-2022. This estimate is limited to population 3 and older. A computer can be a desktop or laptop, a smartphone, a tablet or other portable wireless computer, or some other type of computer. Internet access includes a subscription for dial-up, cellular, cable, fiber optic, DSL, satellite, or other service. Percentage calculations are suppressed in cases where the denominator of the calculation was less than 10 of the unit that is being described (e.g. households, people, householders, etc.) These values are calculated based on the total population living in households and do not take into account those living in group quarters.

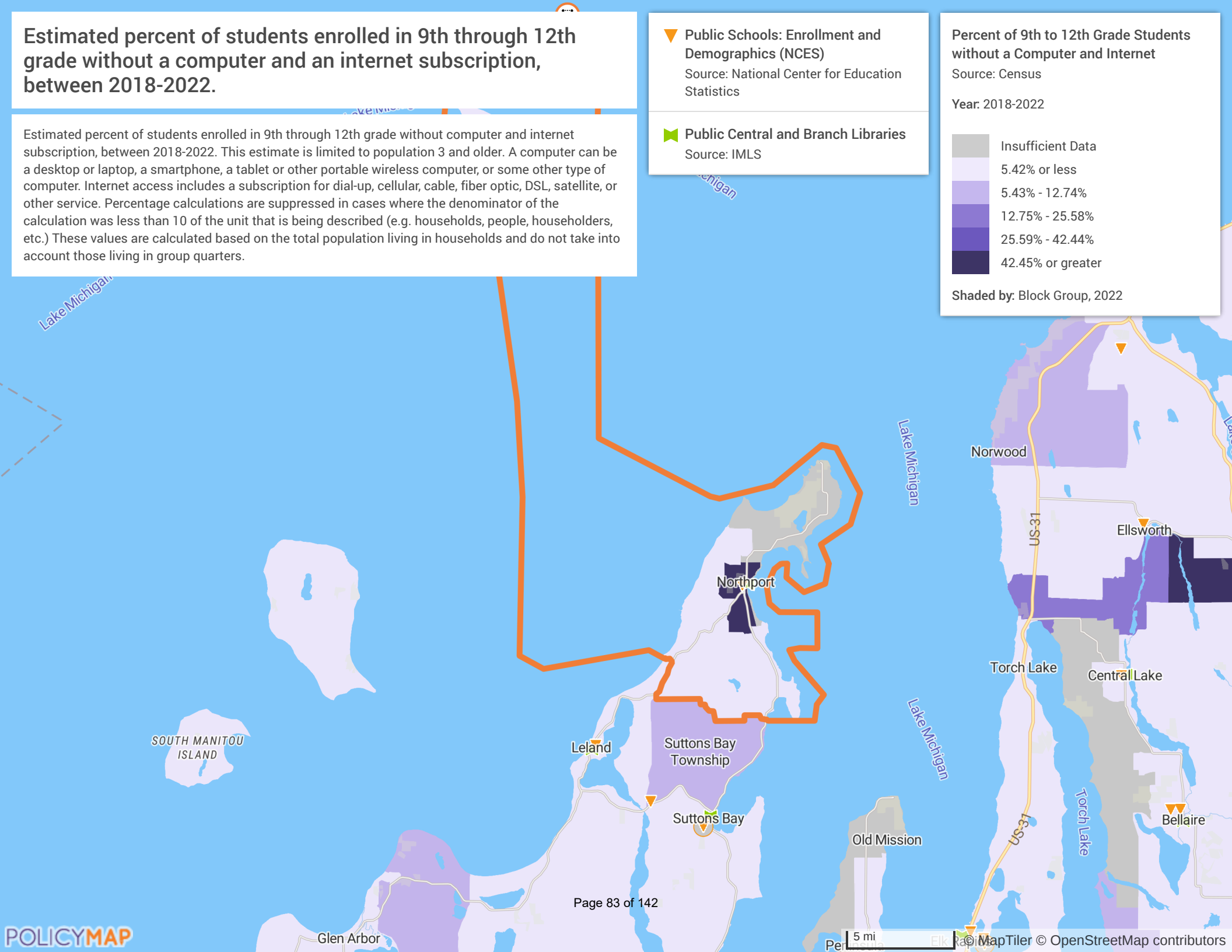
Public Schools: Enrollment and Demographics (NCES)
Source: National Center for Education Statistics

Public Central and Branch Libraries
Source: IMLS

Percent of 9th to 12th Grade Students without a Computer and Internet
Source: Census
Year: 2018-2022

Insufficient Data
5.42% or less
5.43% - 12.74%
12.75% - 25.58%
25.59% - 42.44%
42.45% or greater

Shaded by: Block Group, 2022



Estimated median income of a household, between 2018-2022.

Estimated median income of a household, between 2018-2022.

Public Schools: Enrollment and Demographics (NCES)
Source: National Center for Education Statistics

Public Central and Branch Libraries
Source: IMLS

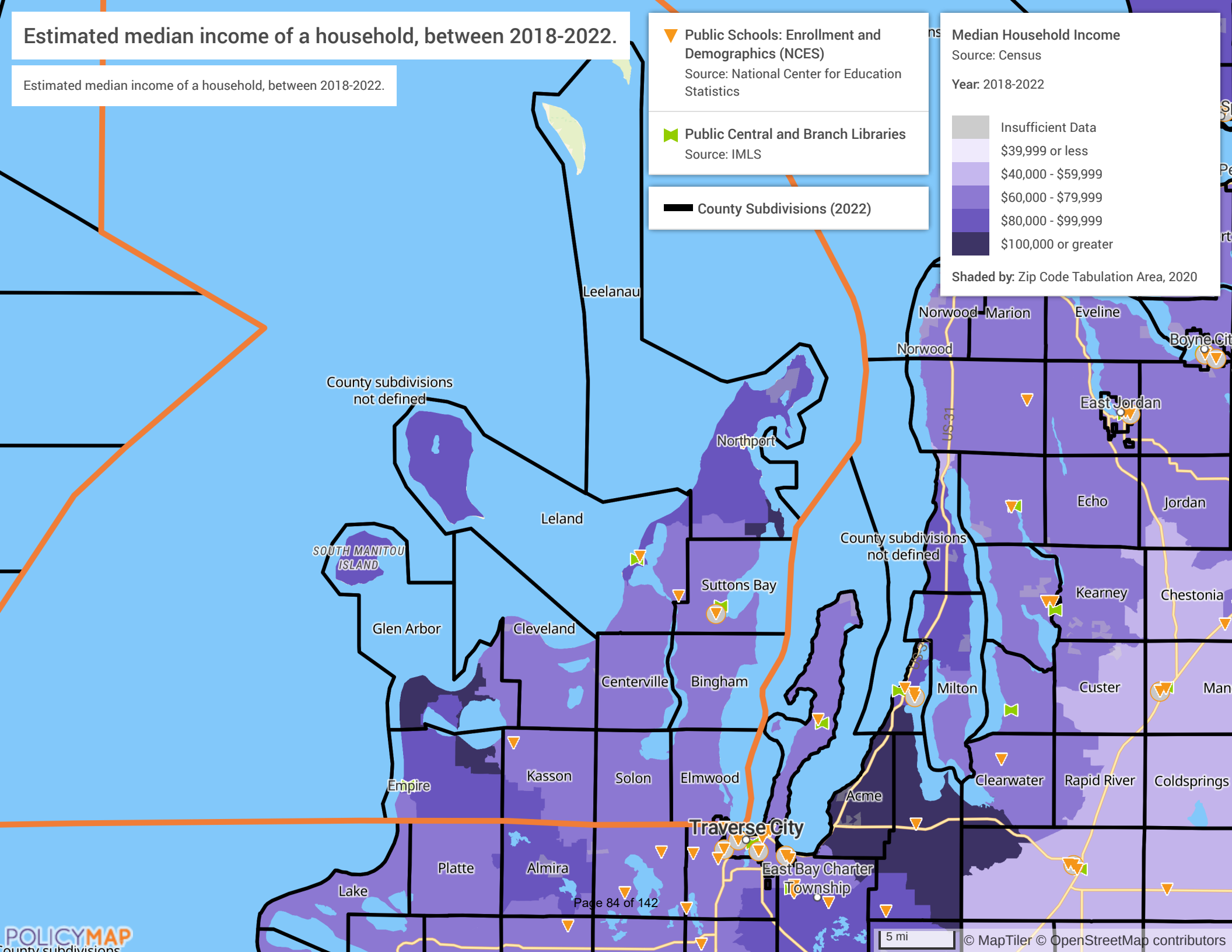
County Subdivisions (2022)

Median Household Income
Source: Census

Year: 2018-2022

- Insufficient Data
- \$39,999 or less
- \$40,000 - \$59,999
- \$60,000 - \$79,999
- \$80,000 - \$99,999
- \$100,000 or greater

Shaded by: Zip Code Tabulation Area, 2020



APPENDIX G:

COMMUNITY DISCUSSION NOTES

Total Attendance
47 people

As part of the data-gathering process for the Leelanau Township Library's (LTL) *Strategic Planning* project, ReThinking Libraries offered 9 community stakeholder sessions. They were conducted in person on July 23 – July 25, 2024. A variety of Leelanau Township area residents, including the Staff, Board, General Public, Community Partners, and the Business Community participated. Overall, 47 people attended.

During the sessions, a range of topics were discussed including people's thoughts on the Leelanau Township community and their impressions of the Leelanau Township Library. Other areas discussed included library-specific topics, such as customer service, collections (e.g., books, DVDs, special collections, online resources, etc.), children's, teen, and adult services and spaces technology, meeting spaces, and community awareness.

Leelanau Township Library Community—What do we need to know?

- Complex – different populations in this township, changes during certain times of the year
- Populations within populations
- We do a good job with summer people
- A good number of Educated and Wealthy People in the area (at least seasonally)
- Wealthier young families – an influx during Covid
- Huge disparity in income in our population
- Generational poverty – need to discuss and help patrons understand it
- Nearest copy company is 45 minutes away – library just got a color copier this past month
- Community has grown since Covid
- Covid hit community hard – however many moved here during Covid
- Still an older population
- Longest shoreline of any township in the US
- Large art community
- Everybody knows your name – kindness and care of others
- A retirement community
- Enormous housing cost discrepancy – highest county housing costs in Michigan
- Population is declining – people cannot afford to live here
- This year only three high school students graduated
- Horrible broadband – the county is addressing it – new tower is being installed
- 89% of children qualify for subsidized meals
- Affordable housing is being investigated
- No sports at the High School
- No daycare for kids under 5
- Not enough space – for community activities – for kid's activities
- Need to be close to the marina – staying in the hub of town
- Aging community
- Real estate costs and tax structures are high
- Working remotely drew younger folks to the community – drains internet
- Nice mix of younger and older folks
- Summer use is up for Wi-Fi – people sit in parking lot to use Wi-Fi
- Fiber optics is coming
- Fluid demographics – tourist intensive library
- New to the area – moved for the nature and agriculture

- Moved to care for her mother
- Moved for the food, nature, MeLCat - I'm an artist
- Summer people - library serves seniors and their visiting grandchildren
- Moved for the agriculture and nature – his children use the library quite often
- Tested the community out and decided to stay
- Still poverty amongst us – affordable living is near impossible
- Cannot recover – lost so many young people over the last few decades
- However amazing schools – only 3 students graduated from High School this year
- Many highly educated rich people live here
- Spending millions to get live internet – fiber optic
- Difficult making a living here – hospital closed 12 years ago – was the best employer
- Working from home at a good job is the best way to make a living here
- 175-year anniversary coming up for the Village
- Energy group – works on solutions in the Village
- White and Old – sums up the community
- Oldest county in the state
- High percentage of retirees
- Healthiest county in the state
- 50% of homes are second homes - they are taxed more than first home
- All money goes to the schools – “millage”
- Housing and employment suck if you are middle class
- Hospital closed – jobs lost – hospital was a major employer
- Lots of farms and agriculture – cherry farmers
- More conserved land – big value
- Some feel the conserved land drives up the prices
- Politically – 50/50
- Why do people move here – Land, water, safe community – now its priced itself out
- The government wants families to move here – things must change
- Community vision
- Needs to become affordable
- So many homes only occupied in the summer
- Airbnb is a problem – needs to be controlled but it's a business
- Fiber optics will be completed by year end
- Blessed that we are an outdoor community 12 months out of the year
- Alpena Library – in the news – check it out
- Questioned on how many attended our sessions – maybe in the future have that number (total # of participants)
- Reminded by participant to remind people to complete surveys
- Critical step to do strategic plan - applaud the board - comment
- Senior citizens heavy population as well as seasonal population
- Natural resources – character of the community
- Keeping the quaint feel of the village is important to people
- Preserving the natural area
- The need for affordable housing
- Employment is often ignored – needs to be talked about
- Library is focal point for internet – should be changing by the end of the year
- Mature adult population - no kids - build up our amenities – attract families
- Modern library – need

- Two critical questions not asked - Do we need a new library? - Are you willing to pay for it?
- Didn't want to alienate people – don't defeat the reason for the survey
- Safe – we can go anywhere we want and not fear danger
- Sailing school
- Shady Trails – cut off age is 15

LTL Perceptions

- Love the staff x 2
- Need to reach out to the local population – they are not being seen – we need to do better with locals
- Patrons are pushed more to do things online – people need help and education – computer literacy
- Printer has brought new customers in
- Printer has brought new customers in
- Need kids' computer
- Need more tablets and better computer space
- MEETING SPACES ARE NEEDED, Collaborative meeting spaces are needed
- Facility is too small
- Hispanic minorities – needs are not being met
- Working class families have different needs
- No longer a quiet space – staff likes it
- Find the Quiet – a space like this is needed
- Computers used and appreciated
- Small and cramped
- Noisy
- More than a book warehouse
- More hours of service and more opportunities
- Lots of Authors come to this town
- Visitors are impressed with our library
- Universal library card access to anyone
- Free movies – free stuff
- Library is seen as a reflection of the area and people – library is seen at many different levels – richness
- Library events have proven to be important and well attended
- Used book sale each summer – love of reading from townies – need space to collect books for the sale – need a Friends of the Library corner
- Library has been transformed over the last 2 years
- The Board has made a huge positive change to the library and more to come
- Millage passed by 68%
- Good feeling about the library
- Last three executive directors were beloved
- Excellent programs for a small community – very supported
- More space equals more participation
- Highly educated and accomplished townspeople
- COMMUNITY CENTER – needs to be better – larger - newer
- Supportive business community towards the library
- Beautiful performing arts center
- Get kids away from social media
- Dependent on volunteers – volunteers are the same gang – get others involved
- ASK! – Personal invitation
- Possible asbestos in current building????
- During the school year – come to the library to study – challenging because of open space – little kid noise

What does the community want/need from the Library?

- A place to complete job application
- Help with job applications
- Help entrepreneurs
- Small business people need help with marketing and upstart – could the library do it
- Private rooms/meeting space/offices – huge need
- Need a place for Zoom calls
- Check out a person – Need?
- Some lonely people come in to connect
- Talking is part of the job
- More storage - need
- Community space – interchangeable space – don't want to lose the community spirit and closeness
- More advertising – spread the word about what the library does
- Some people don't like that they can't use the library because it is so small
- Square feet discussion – 6000 to 8000 square foot building
- Using space wisely – want
- Need a community center – other venues must be used
- Programming and space for all year around – want and need
- Keeping it in proximity of the village – the library
- Kids ride their bikes – parents don't hover
- Mixed bag use of the library – many don't know about the library
- This is a different community. Year-round citizens are retired. A large recreational visitor population. Summer population. Short term renters. More than one community.
- Internet has changed our lives – extending to a peninsula makes a difference
- Make it available more hours – better hours – core hours
- Community culinary kitchen
- It's all about People
- NEEDS – more space – more books – Library of Things – more staff
- WANTS – snack bar – modern with cool bells and whistles – things we know we need but don't have
- Meeting areas
- Commercial kitchen
- Children's programming is lovely – need more – enhance what we have – summer programs – want
- Leland Dark Sky – collaborative night programs
- Protecting Women's Club legacies – book on their life donated to the library
- Fitness studio – yoga studio – define activities – defines the community
- Community center combined with a new library - want
- Programming – more focus and expansion on authors, book reviews, more children space - more directed to kids
- More amenities to draw more people in
- Get more information out to all citizens – these sessions open his eyes – push information out into this community – how to get the word out – engage the brand
- Give incentives out?
- Library marketing – need and want
- Teen space
- Study rooms

What facility features are most important for your Library?

- Public restrooms – needed and wanted
- Lack of coworker office space and coworker storage - need
- Let patrons tour the library and see what needs to be done - want
- Friends of the Library are a wonderful group
- Get others to complete the survey
- Need a Better facility
- Coffee and tea station for all
- Comfortable seating - want
- Open nature
- Would love to obtain a building across the street for a library change
- Quiet meeting room - need
- Space for community
- Space for older adults to use computer – private
- Aisle widths need to be checked out – ADA?
- Furniture and space discussion
- Generator - want
- Do things for summer patrons as well as year-round patrons
- What do modern libraries look like? – very interested in learning
- Huge school with 130 students – reconfigure to include a new library – its 40% vacant
- Two gyms – auditorium – all not being used regularly
- Use it for pickle ball
- Schools are rigid and have barriers because of shootings and Covid for allowing outside use
- ADA assessable is a must – current library fails at that

Customer Service—Ease of Use

- Impressed with MeLCat
- Love Library of Things
- Love the color printer
- Self-checkout – a want
- Horrible bathrooms – Need new bathrooms
- Self check machines – needed here
- Check out Cascade Library (Kent District) – a great place to check out – multi-use facility
- Staff is attentive and fast
- Small large print collection – very low on the shelving – need more large print
- Wider aisles
- Unwelcoming lay out – improve flow/improve navigation/smooth transition to different spaces
- Is self-checkout that important? – Pros and cons discussion – give people the option???
- Self-check machine is a must

Collections

- Diverse needs for collections – hard to keep everyone happy
- Weeding is hard when you feel a book shouldn't leave
- Magazines are popular
- Hoopla is quirky
- Jigsaw puzzles
- DVD's need to go! CD's are on their way out-Would free up a lot of space
- This group is impressed with the up-to-date collections
- Love that the movies are kept
- Kids backpacks
- However – Not enough available/assessable space
- Able to get any title – huge plus
- The Library of Things – needs to be advertised
- This library could be doing a lot more
- People don't know about The Library of Things or programs offered – more advertising

Other Collections

- Need and want – Board games
- Need and want - E-bike charger
- We have long term bike rentals (6-month)
- Focus on fall and winter collections – not just catering to the summer folk
- E-readers
- Chrome books
- Patrons don't know how to find stuff
- Again – not enough space – could do so much more
- Ice cream machine is a hit!

Children's Services and Spaces (0-7)

- Different flooring in the children's space – safe and cozy but durable for arts and crafts

Children's Services and Spaces (8-12)

- Utilize the computers a lot - observation
- Create a social space for them
- Children's programming tries to always be outdoors

Teen Services and Spaces

- Not a lot of things for teens to do in this town
- Nothing for teens do – Need
- No sports here
- Need mentors - Want
- Want and need a teen space
- Lounge area
- Programs for teens – Games – Magical Gathering (did I get this right?) – Nerf Game Wars

Adult & Seniors

- So many seniors – they want connection – collaboration space - programs

All Ages Comments

- Use Shared space at scheduled times
- Make designated different use spaces
- Two libraries – a summer library and a winter library – adaptable spaces to meet all the needs
- Handicap access – ADA

STEAM: Technology, Creation Areas, Spaces and Resources

- Makerspace – want and need
- Tech Studio – want and need
- Opportunity for economic development
- Go to place to get copies
- Tripping over cords
- Keep the library small and don't allow MakerSpace
- MakerSpace challenge by Janet – helping entrepreneurs be better
- Huge need – long overdue
- Author series must be held off site
- Art based, 3-D printers, graphic design, pod cast production, audio and printing production, culinary studio – helps with economic development – need and want – however no space!
- Community kitchen/culinary literary center
- Tween cooking classes
- Learn to sew, cook, financial literacy
- Interlocking library
- Get businesspeople to donate something other than money
- Volunteers for MakerSpace
- Coding would be nice
- Job search space

Meeting Services and Spaces

- Places to plug in – need
- Huge need for meeting rooms
- Meeting rooms are so needed
- Village Hall only has only one room
- Huge need and want
- Community resources
- Availability for Zoom calls – make meeting spaces tech enabled
- Telehealth visits – a meeting room with privacy
-

Outdoor Spaces

- More outdoor stuff
- Drive through book return
- Summer outdoor spaces
- Needed for families
- Higher demand since Covid
- Wi-Fi extended to outdoors – need and want
- Critical option especially since Covid
- Marina Park – continue to utilize that area - MORE!
- Way finding signs – none for the library
- Poor library signage – need
- Airport area has cool outdoor space

Other spaces: Calming Rooms, Café, Bookstore

- NEED Calming Rooms BAD!!!!!!

Library Programs Overall

- They could/should be revamped
- Mainly children's programs
- Winters are tough – Programs mainly in the summer
- Additional space would bring more programs/patrons

Equity, Diversity, and Inclusion

- Not very shy about it
- Polarizing – does not want it to be “in your face” but wants it to be available for all
- Should do something for our native American tribes in the community - recognition

Outreach

- People gather around food – programs that include feeding patrons – can bring cultures together – food, music, dance
- Would like to see more outreach
- Feels not likely to happen
- Who's going to run the place if staff is doing outreach?

Community Awareness/Connections

- How do we do it, with so few resources?
- We need more marketing
- How do we get the word out about all we have to offer?
- Partnerships are great
- Spanish children's books
- Story walk – a permanent installation – Need!

Online access-Digital Connectivity

- A MAKEOVER IS NEEDED!
- Tutorials are needed for patrons
- Want to do so much but don't have the staff
- Need to figure this out
- Hire out the development of a new web site
- Easy platform
-

Local History and Genealogy

- We don't have the space – perhaps electronic options
- Reach out to the Tribe
- Photographs, maps would be cool – more display space
- Tribe recognition
- Historic images on ends of shelving – got a lot a thumbs up
- When you live here – you already know the history

Friends of the Library

- We need to get volunteers
- 5013c formed
- Respect the privacy of patrons
- Library Foundation – this community would benefit from a 100 Extraordinary Women Campaign
- Recommend to them 100 Extraordinary Women for raising funds

Collaboration and Partnerships

- Want to collaborate with Lift and Teens
- Q&A with elders and students – military with civilians
- ShareCare delivers books to people's homes - want
- Bikes! Love!
- School newsletters – big hit
- Investigate historical treasures stored away in the library – some of the stuff is over 100 years old – treasures
- Collaborate with the schools
- Want to collaborate with Lift and Teens
- Q&A with elders and students – military with civilians
- ShareCare delivers books to people's homes - want
- Bikes! Love!
- School newsletters – big hit
- Investigate historical treasures stored away in the library – some of the stuff is over 100 years old – treasures
- Respectful amount of c and p
- Collaborate with Lift
- What is the c between schools and library?
- No summer Lift programs in the community
- Build a Lift room
- Lift – dodgeball – trips – hang out space
- Middle school group and high school group

What did we miss?

- The Board is very responsive
- This staff loves and respects the Executive Director and the Board
- Controversial issues – debates – neutral rooms – where can we meet without inflicting the views of the library – libraries are intended to be neutral – it needs to be that space – fair and factual
- Can the strategic plan make a commitment to make policies regarding banning books; being a safe place; create a mission statement
- Does NOT want the library to move to a location outside of the current area
- Are any newer libraries built attached to a school? Possible community center?
- Loft space in the library
- A librarian just for kids (8 – 12)
- A safe place for parents to let their kids go to
- Don't want to limit the size just because of the population
- Giving community – with the right idea – people are generous
- Go big and adjust from there – advice from attendee
- Selling it to the community – library isn't important to me – BUT the library could be so much more
- Need more meeting space BAD
- Do an inventory of available buildings in the community – Building assessments
- LGBTQ/Book banning issue Holland and Alpena – may affect millage
- Would do programs if they were offered
- Would help design a new teen space
- Would give input for teen programs
- Three attendees – one doesn't have a phone, the other two have phones but no social media.

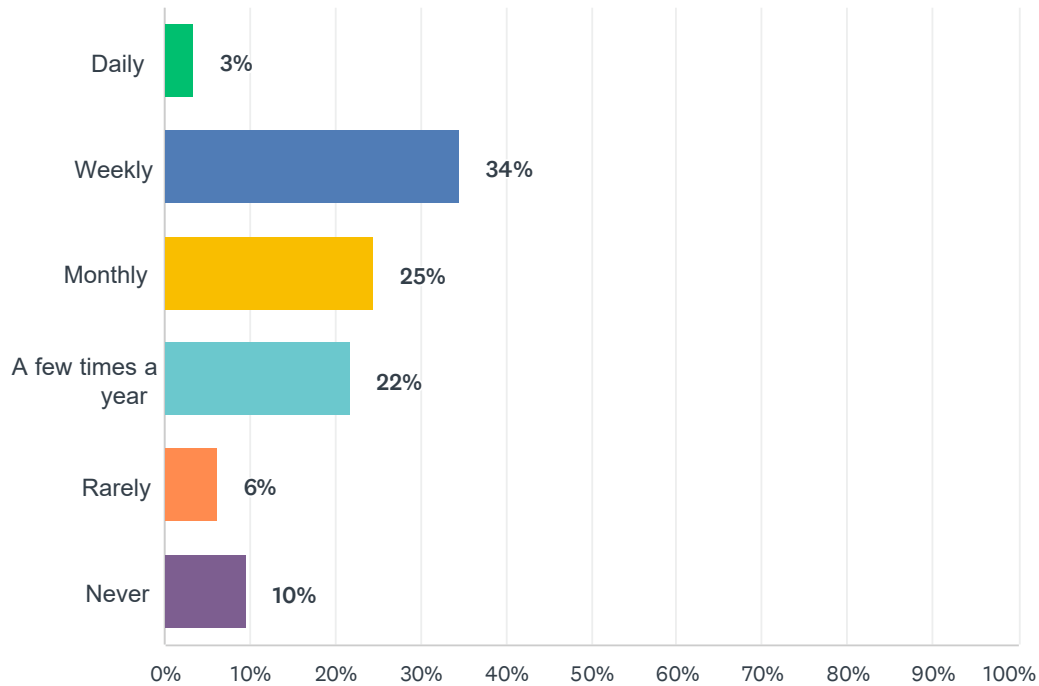
APPENDIX H:

COMMUNITY SURVEY RESULTS

Leelanau Township Library Survey 2024

Q1 In the past 12 months, how often, if at all, have you used the Leelanau Township Library? (physical collection, digital materials, programs, technology, study/work space, etc.)

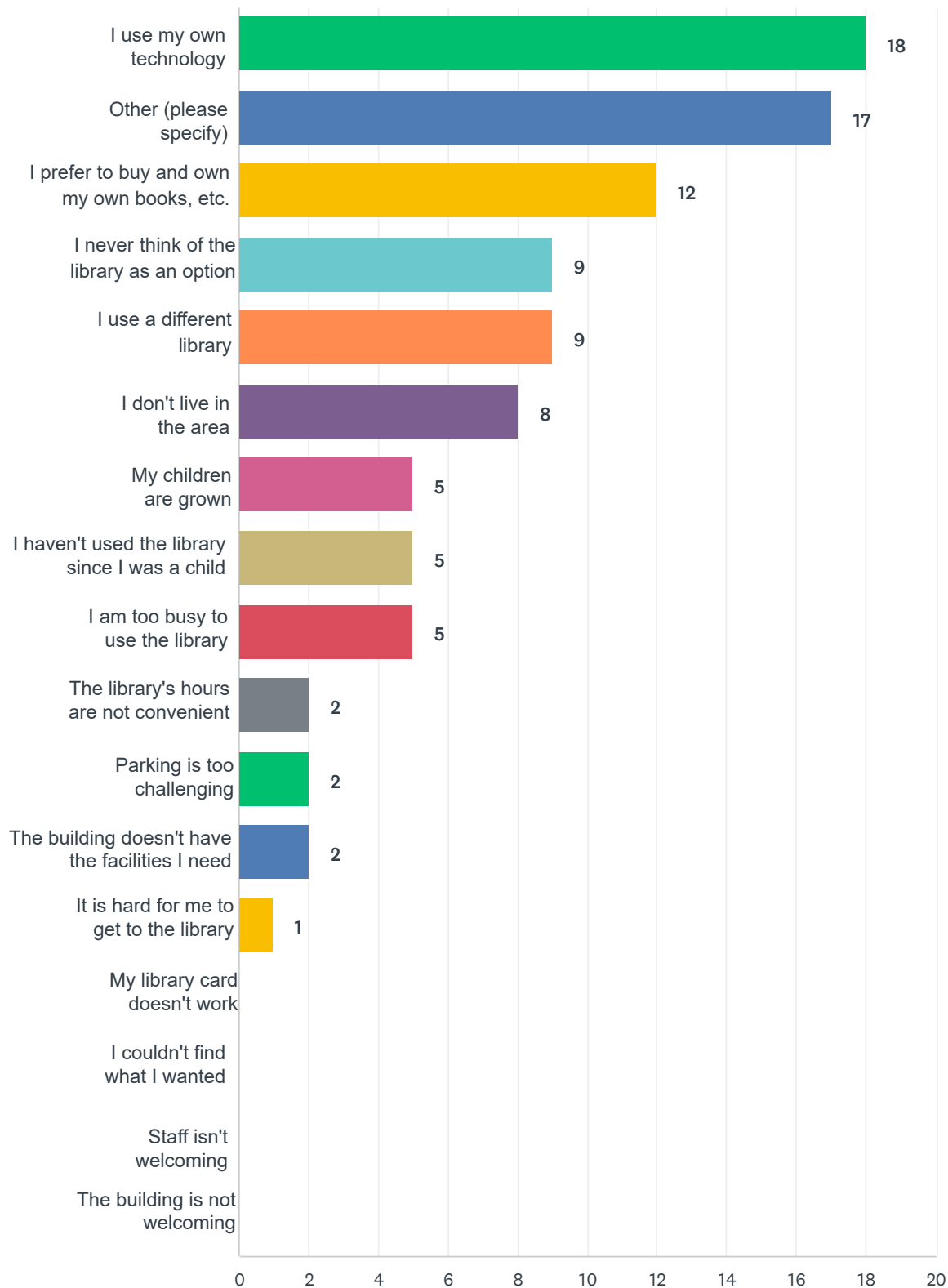
Answered: 293 Skipped: 1



ANSWER CHOICES	RESPONSES	
Daily	3%	10
Weekly	34%	101
Monthly	25%	72
A few times a year	22%	64
Rarely	6%	18
Never	10%	28
TOTAL		293

Q2 If you are not a regular library user, please tell us why not. (check ALL that apply)

Answered: 56 Skipped: 238

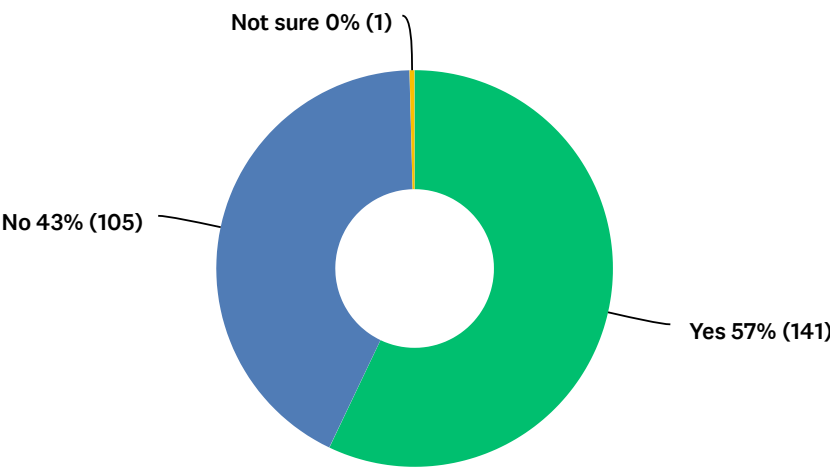


ANSWER CHOICES	RESPONSES	
I use my own technology	32%	18
Other (please specify)	30%	17
I prefer to buy and own my own books, magazines, movies, and music	21%	12
I never think of the library as an option	16%	9
I use a different library	16%	9
I don't live in the area	14%	8
My children are grown	9%	5
I haven't used the library since I was a child	9%	5
I am too busy to use the library	9%	5
The library's hours are not convenient	4%	2
Parking is too challenging	4%	2
The building doesn't have the facilities I need	4%	2
It is hard for me to get to the library (transportation)	2%	1
My library card doesn't work	0%	0
I couldn't find what I wanted	0%	0
Staff isn't welcoming	0%	0
The building is not welcoming	0%	0
Total Respondents: 56		

OTHER (PLEASE SPECIFY)		
I am in Arizona Oct. - May.	"I use a different library" - from Dec. - Apr.	Patron is a "part-year resident."
We are summer residents, only here two months of the year. My place in the township is a summer home and I am not there very much. spend winters in Florida and then download books to my Kindle to read		
I use the Libby app I do most reading via online sources		
It is a very nice library and resource. I just need to stop in more often.		It's on my to-do list, but just haven't gotten there
I am aging and spend much time at home. I love the library though.		
I have not had a recent need, but if I did I would use the library and consider it an important resource.		
I have stacks of books here at home that I haven't read yet		
My current work schedule; I am currently feeling like a very slow reader		
No bathroom for patrons in the library.		
Previous library head was very unwelcoming		
I have often thought that all people running for any office in the U.S. should be "LIBRARIANS." If they don't know the answer, they know where to find it!! SMART, HELPFUL, and TRUTHFUL!!		

Q3 Do you use other libraries instead of or in addition to Leelanau Township Library?

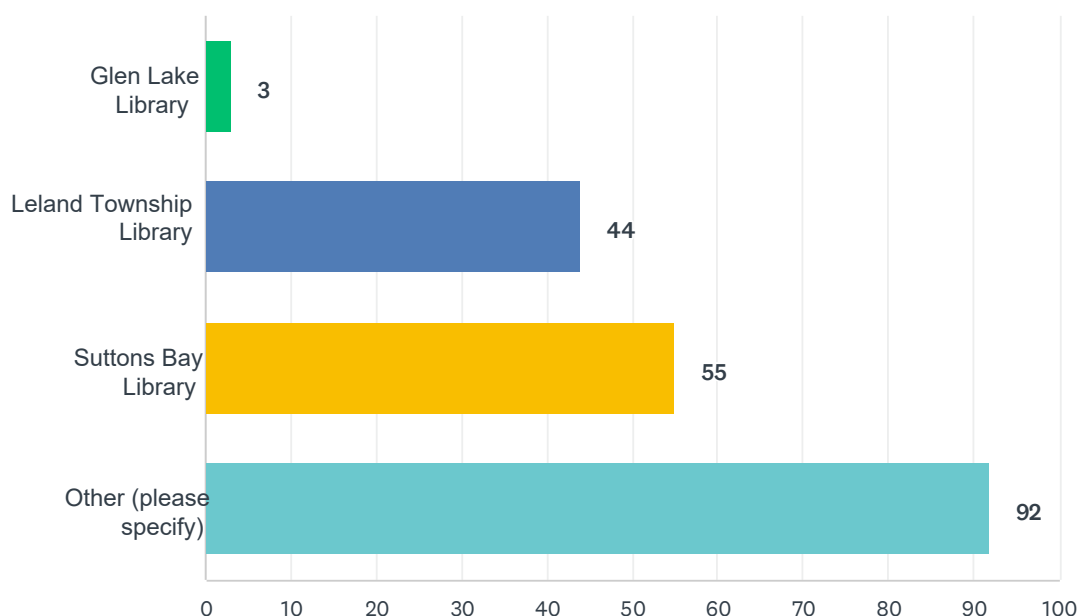
Answered: 247 Skipped: 47



ANSWER CHOICES	RESPONSES	
Yes	57%	141
No	43%	105
Not sure	0%	1
TOTAL		247

Q4 What other libraries do you use?

Answered: 132 Skipped: 162

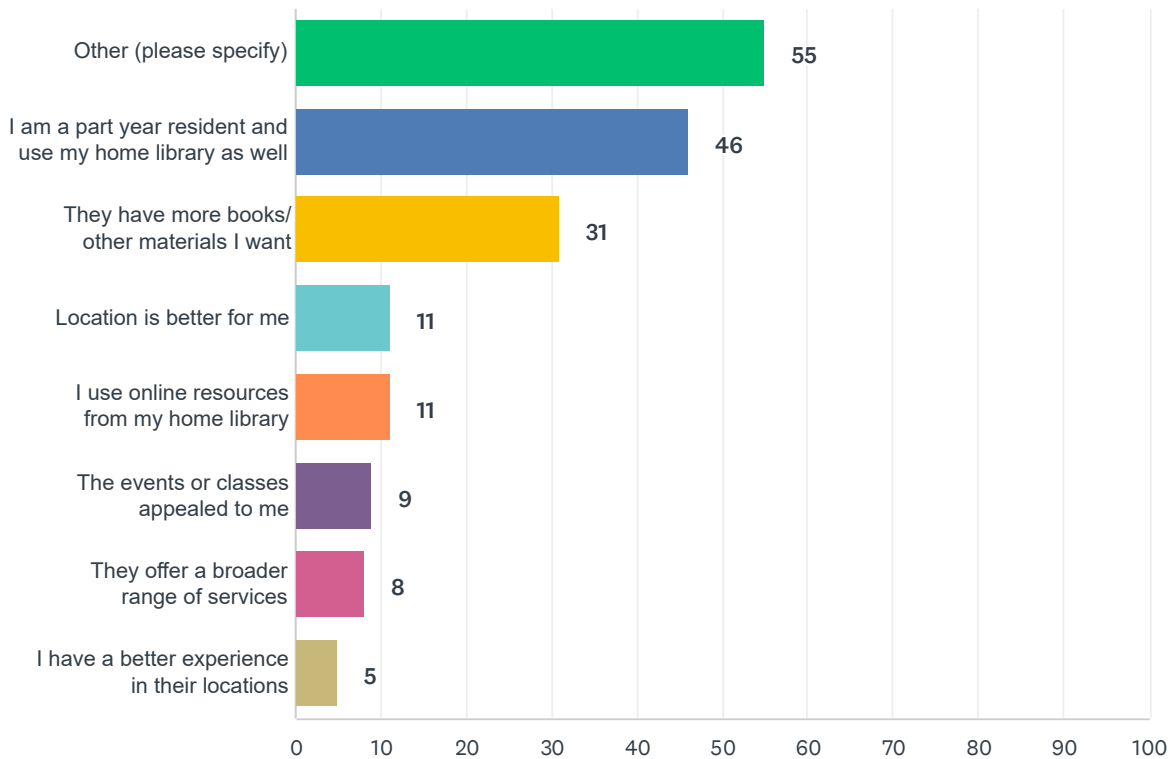


ANSWER CHOICES	RESPONSES	
Glen Lake Library	2%	3
Leland Township Library	33%	44
Suttons Bay Library	42%	55
Other (please specify)	70%	92
Total Respondents: 132		

OTHER (PLEASE SPECIFY)										
Traverse City on rare occasion.		Traverse Area Library; ULSB Library		Traverse City Library (23)		Kent District Library (2)				
Grand Traverse (3)		Ann Arbor District Library (3)		Up North Consortium (3)		Tecumseh District Library		Saline	Downstate (2)	
Suttons Bay		Leland Public (2)		Bay County		Saugatuk/Douglas		Empire	Deschutes County Public Library	
Ardis missaukee district Library (2)		Moving from Chicago. Regular library patrons with 2 kids at home.								
Libby (2)	Great Lakes, Lakeland digital collections, etc al etc			Digital law libraries		NY City online		LA online	MEL libraries (2)	
Home library (I'm seasonal), plus other libraries via Libby				Home library (4)		Cincinnati Public Library		Dayton Metro Library		
I live out of state and am only in Northport 1 month / year. I love the Northport library.						out of state		Virginia libraries (2)		DC
Franklin County Library, FL (3)		Florida when vacationing in the winter			Sarasota Public Library (Florida) (2)					Florida
Pima Co., AZ		Nogales, AZ		In arizona		Chicago Public Library (2)		St Louis Public Library (2)		Cook Memorial Library Libertyville, IL
NYC, Kansas City, Johnson County, KS			Lawrence Public Library :Lawrence, Kansas			Omaha public libraries (2)				
Berkeley Public Library, Alameda County Library, Richmond Library (all in California where live)								National Library of Medicine		
Louisville Public Library in Louisville, Colorado. I also use other lending libraries for onlineloans.								Fort Bend County, Texas		
Atlanta Fulton county Public library (3)		Lincoln Library Springfield Illinois			Boroondara Australia Library					

Q5 Why do you use another library?

Answered: 131 Skipped: 163

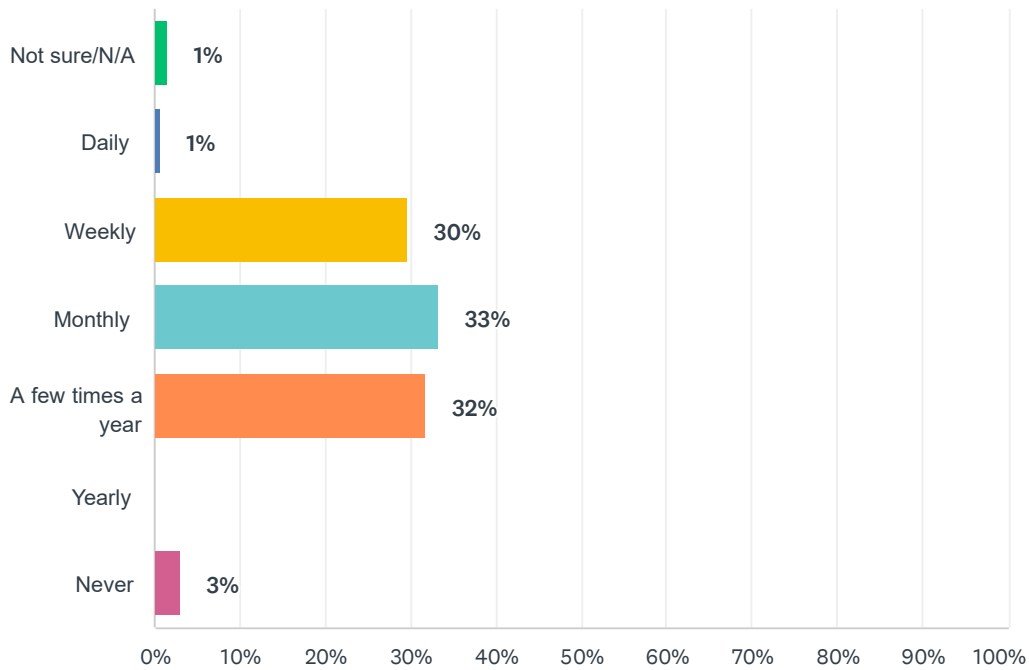


ANSWER CHOICES	RESPONSES	
Other (please specify)	42%	55
I am a part year resident and use my home library as well	35%	46
They have more books/other materials I want	24%	31
Location is better for me	8%	11
I use online resources from my home library	8%	11
The events or classes appealed to me	7%	9
They offer a broader range of services	6%	8
I have a better experience in their locations	4%	5
Total Respondents: 131		

OTHER (PLEASE SPECIFY)	
Live/Work Other Places	Facility
babysit in grand rapids weekdays	Have a meeting room in the basement for meetings
I work in Leland and live in Northport, so I use both libraries equally	It's convenient, they have a "private" space
I work part of the year down in GA	Leland is an enjoyable place to take my laptop and work well overlooking the river
Live there 2 months/year.(3)	Leland offers better space for work or leisure reading
Used to live there	meeting room availability
We are from out of town and the Ardis library is our home town library	Nice sitting aread
When I am a snowbird for 1 month	Other libraries have more spaces and work tables. This library is cluttered and the utilization of space is inefficient.
Location/Convenience	public meeting space available
convenience	Restrooms
convenient when in TC	bigger space; community room; public bathrooms.
Depends on where I am in the county	We use their free meeting room monthly
Happened to be in Suttons Bay	
I work using the library in with other errands. Sometimes I don't have errands to do in Northport.	Programs
If they have a book I am looking for its sometimes faster to go pick it up rather than request through MEL	I have attended a few presentations at the Leland library.
Just because I am there.	Teach class there; my writing group meets there;
Keep books longer and convenience	Collections
Just happen to be in Leland sometimes when I need a place to go. I am not a card holder there.	Book choice not available
On days off, I'm sometimes in Leland.	Different materials
Option and Convenience	I am in town or checking for a certain material.
Stop in if in area.	I get more options with Libby
	Also picked up DVD's at Suttons Bay and Leland libraries.
	Increase my selections for audio books
	Options via Libby, but arranged via LTL
Services	Sometimes I look up a book on Libby and just want to read it.
AV equipment	They had a book that I wanted on the shelf
Library hours	they usually have obscure books i'm looking for
When nearby or need something unavailable at smaller facility	Thje they may have a book or magazine I am looing for
	To find books that are not in or checked out of our library.
Other	Accessibility
Because I love going to libraries	Easier access for my elderly mother. Better bathroom. Big large print section. Wider aisles. Brighter inside.
Each library in the county offers something unique and we love them all! former TC resident, stop there occasionally	
I have a suttons bay library card cause I like to use their bathroom in the summer and look at books. I prefer my home library in NP- greater selection and new material is typically quality picks.	
I have associations with both libraries.	
I use between meetings in Suttons Bay	

Q6 How often do you use another library?

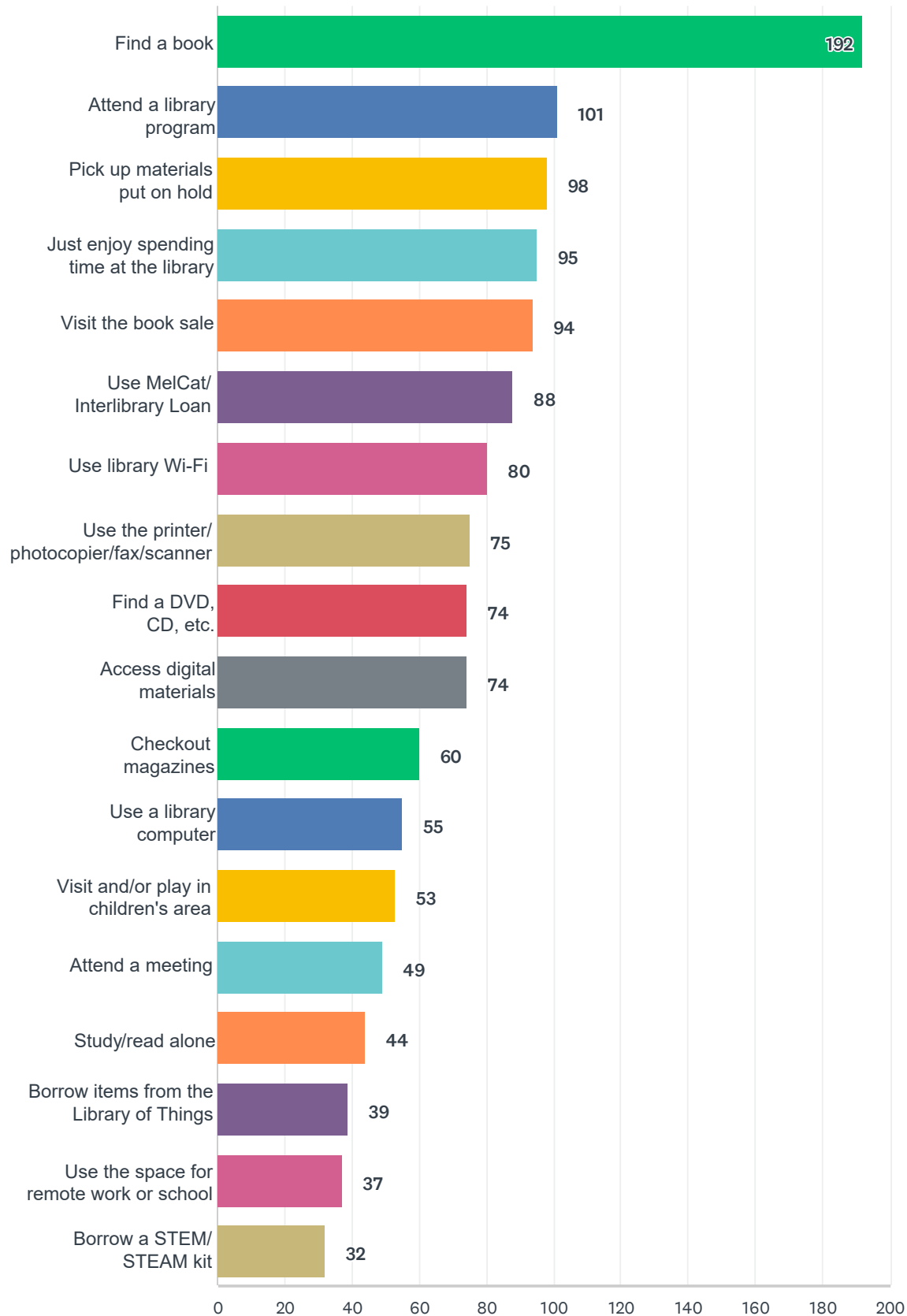
Answered: 135 Skipped: 159

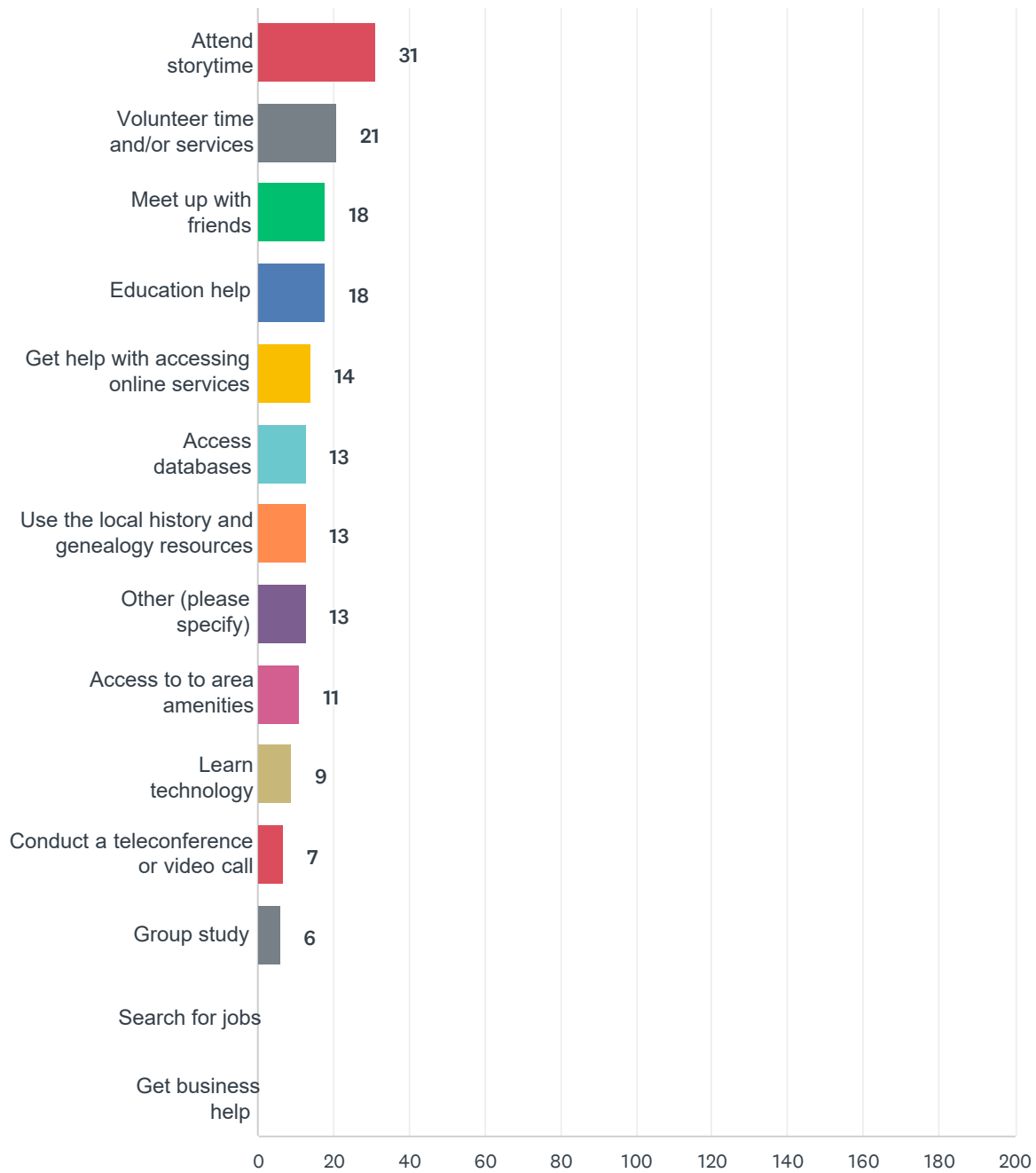


ANSWER CHOICES	RESPONSES	
Not sure/N/A	1%	2
Daily	1%	1
Weekly	30%	40
Monthly	33%	45
A few times a year	32%	43
Yearly	0%	0
Never	3%	4
TOTAL		135

Q7 Why do you use the Leelanau Township Library? (check ALL that apply)

Answered: 232 Skipped: 62





ANSWER CHOICES	RESPONSES	
Find a book	83%	192
Attend a library program	44%	101
Pick up materials put on hold	42%	98
Just enjoy spending time at the library	41%	95
Visit the book sale	41%	94
Use MelCat/Interlibrary Loan	38%	88
Use library Wi-Fi	34%	80
Use the printer/photocopier/fax/scanner	32%	75
Find a DVD, CD, etc.	32%	74
Access digital materials (e-books, e-audiobooks, e-magazines, music, TV, movies)	32%	74
Checkout magazines	26%	60
Use a library computer	24%	55
Visit and/or play in children's area	23%	53
Attend a meeting	21%	49
Study/read alone	19%	44
Borrow items from the Library of Things	17%	39
Use the space for remote work or school	16%	37
Borrow a STEM/STEAM kit	14%	32
Attend storytime	13%	31
Volunteer time and/or services	9%	21
Meet up with friends	8%	18
Education help (tutoring, reference questions, etc.)	8%	18
Get help with accessing online services	6%	14
Access databases	6%	13
Use the local history and genealogy resources	6%	13
Other (please specify)	6%	13
Access to to area amenities (check out guest passes to area museums, parks, concerts, etc.)	5%	11
Learn technology	4%	9
Conduct a teleconference or video call	3%	7
Group study	3%	6
Search for jobs	0%	0
Get business help	0%	0
Total Respondents: 232		

OTHER (PLEASE SPECIFY)

Book Group Discussion

Occasionally to donate books.

Next to our cottage - the library is like HOME!!

Use the new color printer.

Chat with the lovely staff and learn things about other books and authors.

Workspace (extremely limited space at this library).

Volunteer

Read books and magazines on site

Kids crafts and seed library

conduct in-person meetings

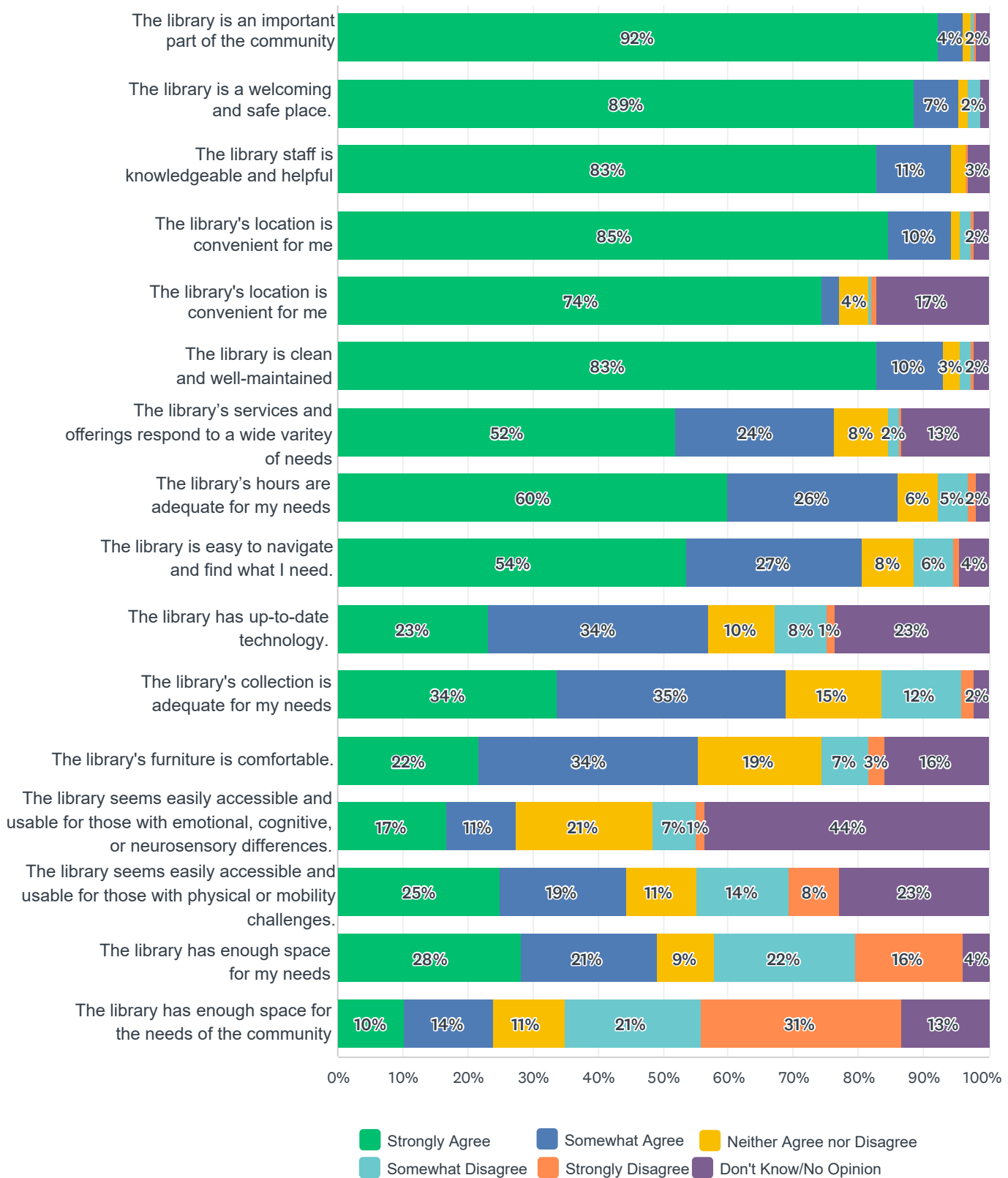
Kids section

Have fun

LTL Book Group

Q8 Thinking about the Leelanau Township Library, please indicate how strongly you agree or disagree with the following statements.

Answered: 230 Skipped: 64



	STRONGLY AGREE	SOMEWHAT AGREE	NEITHER AGREE NOR DISAGREE	SOMEWHAT DISAGREE	STRONGLY DISAGREE	DON'T KNOW/NO OPINION	TOTAL	WEIGHTED AVERAGE
The library is an important part of the community.	92% 211	4% 9	1% 3	0% 1	0% 1	2% 4	229	1.90
The library is a welcoming and safe place.	89% 201	7% 16	1% 3	2% 4	0% 0	1% 3	227	1.85
The library staff is knowledgeable and helpful.	83% 188	11% 26	2% 5	0% 0	0% 1	3% 7	227	1.82
The library's location is convenient for me.	85% 194	10% 22	1% 3	2% 4	0% 1	2% 5	229	1.80
The library treats all users fairly.	74% 169	3% 6	4% 10	0% 1	1% 2	17% 39	227	1.80
The library is clean and well-maintained.	83% 189	10% 23	3% 6	2% 4	0% 1	2% 5	228	1.77
The library's services and offerings respond to a wide variety of interests, experiences, and backgrounds.	52% 118	24% 55	8% 19	2% 4	0% 1	13% 30	227	1.45
The library's hours are adequate for my needs.	60% 137	26% 60	6% 14	5% 11	1% 3	2% 4	229	1.41
The library is easy to navigate and find what I need.	54% 121	27% 61	8% 18	6% 14	1% 2	4% 10	226	1.32
The library has up-to-date technology.	23% 52	34% 77	10% 23	8% 18	1% 3	23% 53	226	0.91
The library's collection is adequate for my needs.	34% 76	35% 79	15% 33	12% 28	2% 4	2% 5	225	0.89
The library's furniture is comfortable.	22% 49	34% 77	19% 43	7% 16	3% 6	16% 36	227	0.77
The library seems easily accessible and usable for those with emotional, cognitive, or neurosensory differences.	17% 38	11% 24	21% 48	7% 15	1% 3	44% 99	227	0.62
The library seems easily accessible and usable for those with physical or mobility challenges.	25% 57	19% 44	11% 25	14% 32	8% 18	23% 52	228	0.51
The library has enough space for my needs.	28% 64	21% 47	9% 20	22% 49	16% 37	4% 9	226	0.24
The library has enough space for the needs of the community.	10% 23	14% 31	11% 25	21% 47	31% 70	13% 30	226	-0.56

IF YOU DISAGREED WITH ANY OF THE ABOVE STATEMENTS, PLEASE EXPLAIN.	
More Space	The space is not adequate. Staff do the best they can with the space available.
A bigger library with wider aisles, shelf for new books, and a beautiful sitting area looking out over the lake would be a dream come true	There is not enough space for all the materials nor to accommodate users with mobility issues.
Can get crowded; kids need more room.	There is not enough space. There are no individual conference or study rooms. No area for larger programs.
It needs to be bigger.	We need a bigger library- bigger kids area
Library is cramped; needs more space.	The library is too small.
Library needs more ROOM! Library stacks are almost claustrophobic.	The library needs to expand to make use for the expanded library services that other libraries offer such as access to a 3D printer, audiovisual recording equipment and spaces, and more meeting spaces for mobile businesses
Extremely limited workspace.	When events are held in the library I feel that the space is inadequate. It's too small and not laid out well for everyone to see the presenter or the move around easily.
The library feels cramped and at busy times there is no seating and a line up for assistance	Facility Features
The library feels cramped, has no meeting rooms, and no room for events like the author series in July	A public bathroom would be preferred.
For my disagreements, I believe the library lacks the space to fully support today's technology and needs for a library, specifically for computer work for remote workers, interviews, studying and just sitting and reading to support several people at a time. I enjoy the small library but really wish there were additional individual rooms for a specific computer	Community room/Meeting room needed. Public bathrooms needed.
Having more space would be beneficial to those with movement disabilities and to those with emotional/cognitive/neurosensory conditions.	Compared to other public libraries, the Leelanau Library is a bit outdated.
I believe that the library should be expanded, more aisles added and make them wider so it's easier to explore. I do love the library, but I would love to see it grow.	Definitely neutral but do think the np library is a bit outdated and needs some tlc and maybe offer opportunities to gen z and teens
I believe the library has a good amount of patronage and could benefit from expansion to accommodate its patrons. I love using the library on a regular basis.	Furniture is really uncomfortable, no bathroom, space is small
I feel Northport would benefit by having more space including a meeting room for community use.	Handicap accessibility, bathrooms
I feel the library space is cramped and too narrow to navigate aisles.	I am guessing if the library had private work spaces the community and myself would use those spaces.
Ideally providing additional space doesn't require a move outside of the village or a massive construction project or huge building. Its visibility and accessibility in town is imperative as an essential community services. THANK YOU!	I do not think the library is handicaps accessible. I can't imagine fitting in the aisles or viewing books that are too high or too low to reach. The library is tightly packed not a big enough space to be comfortable. When visiting other libraries I can visualize what our library could be like if the space was bigger. I think we are lacking up to date technology if we had the room. Need conference rooms and study rooms that students, churches, even our Friends of the Leelanau Township Library could make use of.
It is a small space, it would be amazing if it was bigger. The children's area gets crowded from time to time. I wonder if this interrupts other	Accessible bathrooms are a must have.
It is small and cramped and kind of dark.	Need a couple cushioned chairs that have arms that are not so low and sunken in so the elderly can get out of them, or wood with arms and a padded seat.
need more space for meetings/programs, need more fantasy/sci-fi books, stacks i believe are non ADA compliant (can't imagine trying to fit a wheelchair back there),	No bathroom. Not enough room for meetings
Need more space to accommodate even a basic collection, for example, of local government documents.	More "in-library" reading spaces would be nice.
Needs more space and a public restroom.	More shelf space is needed and wider aisles would be nice. The community needs a larger and better public meeting space and the library would be a logical (neutral) space for that but not in the current location unless there was more than one floor.
needs more space for collections and community meetings	No meeting space!
Needs to be bigger for gatherings! Would love views like Leland has, and comfy arm chairs.	No public restroom available in library itself. Entry door cumbersome for people with physical disabilities.
Needs to be enlarged for larger groups, especially children.	Reading area needs updating. Computer tables needed
Not enough space for my needs or community events.	The entrance is too small for a person in a wheelchair
Our family would like to see a larger area for children and young adults.	Mobility challenged
Space needs - not qualified to answer.	Parking is limited or none. Needs desks, chairs, and lamps with USB ports. Needs a better children's space-more of it. Needs a bathroom on site. No bathroom for patrons in the library.
Space: The library needs more space for a larger number and a wider variety of books. The need for digital/electronic/internet space will only grow. Event/meeting space could be considerably larger. Having some educational area/resources could be profitably expanded.. Larger and handier restrooms facilities would be a welcome addition. Storage space.	The library needs private spaces, bathrooms!!, rooms to take or teach a class, a place where it is okay to talk and connect
The library has very little room for other than a handful of people at one time.	There should be a public rest room and small meeting rooms for small groups and online calls; the children's section should be larger and conducive to programming
	they do a lot with what they have, creative programming, etc. It is small, old and dark
	Too many books on not enough shelves. Shelves too high and too low.
	We need a meeting room!!!!
	Library needs MORE space for meetings, community events, mah jongg, scrabble, euchre, etc. Need restrooms for all of us inside the library, including those with challenges! Need small & large study rooms. Need separate rooms for preschool, school age, teens, adults. Need areas to self check out & pick up own books on hold. Need display areas for the Library of Things, need community puzzle area, etc.

Collections	Operations
<p>Books recommended to me are rarely available via Libby.</p> <p>Ideally all books should be visible at thigh (eye?) level (excluding childrens books of course. Bending low to browse books is difficult to see titles. I use the library collection more often and browse look for books and to use the computer for MELCat. The new book collection needs more space for a better display.</p> <p>I find the collection including periodicals slanted to a liberal progressive stance, avoiding conservative authors who may be best sellers in their own right.</p> <p>I often can't find the book I want but end up waiting for it of getting through Melcat.</p> <p>I think it would improve the facility for all users of all ages and abilities if I was told there are books in the back for which there is no space on the shelves.</p> <p>I wish there were a lot more books (not electronic)</p> <p>More DVD's are needed for those "summer people" who don't have streaming service for up to date movies.</p>	<p>Appreciate the late day. I can never remember the hours. Closed Monday is a challenge.</p> <p>Hard to get to the library before close on weekdays for those who work during the day.</p> <p>I would enjoy being able to visit the library Saturday afternoon and/or Sunday (as I work full time and my kids are at school full time)</p> <p>Love the regular hours.</p> <p>More time open on the weekends would be helpful for us because that is when we are available to go.</p> <p>More time open on the weekends would be helpful for us because that is when we are available to go.</p> <p>We need longer hours on Saturday or start later & stay open till 3p Saturday. Add short hours on Sunday.</p>
Library Services	
<p>Library computers-not enough of them.</p> <p>The computers seem old and not user friendly.</p> <p>I would like to see the library as a Starbucks with bring your own coffee. A meeting place for community and ability to spend time in quiet or in conversation. A place to hang out and read, work or study. It is a GREAT small town library but my vision would be to make it a treasure and central meeting area of Northport.</p> <p>The library has never well served its Hispanic residents</p> <p>We need community space in our library for non-profit organizations to meet and town meeets and yoga and tai-chi.</p>	

Q9 Now thinking more broadly about the challenges Leelanau Township may be facing, what do you think are the two or three most important overall issues facing the Leelanau Township community?

Answered: 201 Skipped: 93

Library-Spaces	Library-Materials/Resources/Technology
Small children's area	Ensuring materials are available to people in the library
Space, more space (22)	Lending of the T-Mobile DeviceX
Space for more books, recordings, and seating.	Add books - new releases
space for tutoring rooms and meeting rooms	Availability of library of things
Space! Needs more space!	collections
We need a bigger library. So many seniors use the library but they can't get up and down easily to reach the books. No easy space available.	Develop local government collection
Size, seems cramped	Expansion of Electronic and Internet Resources
Restrooms, lack of restrooms (7)	Kindle
More space for books	Modern library with more newspaper, magazines and books
Needing more space in general and specific spaces	More variety of books on non-fiction (art, crafts, etc.).
No public bathroom available in library (2)	Keeping the library materials contemporary
A larger and more adequately furnished library.	Wider variety of materials
Building a new library building	More public computers.(2)
Physical space constraints.	Mel and interlibraryloan rounds out the collection, but more space would allow the collection to be more robbisty
Facility Improvments	More books
Inadequate space for library & its resources & potential to serve more users.	
It's not a large library, so probably space.	Library-Programs
Keep central site while expanding capacity	Bring in people or films to present information ona wider range of political, environmental, and artistic topics.
Keep this library.(3)	Promoting programming
More space to suppoort restrooms.(3)	public programming
More room for books (3)	organizing all the programs
The library needs more physical space to accommodate an up to date collection and room for patrons	need more ways for people to interact naturally--events good if dont disturb other users no food--needs side rooms w doors
They should take over the entire building they are now in.	
Accessibility, including rest rooms	Library-Services/Operations
children's space needs to be larger	Staffing and hours
expand the library in present location and add restrooms	Weekend Hours
New library building	Access to the library - transportation, especially in the winter.
Inability to expand services due to limited physical space	Hours - add more
Library expansion	Hours are fairly restricted
Overall limited space	More evening hours (2)
Larger area for study reading and children's activities	Hours of operation
larger children's space (2)	Knowing hours
Larger gathering space	
More inviting outdoor space for reading	Library-Other
More space for groups, patrons	A degrading of the library funding (& reading choices) by right-wing pundits.
More space would be more welcoming, but the staff does a great job with what they have	Competition from Internet
Need individual meeting rooms for zoom, remote work, study groups,	Growth/ increased use of area and being able to maintain the characteristics that make the township special. Rural small town atmosphere but being able to maintain services for increase visits and use.
Public restrooms - especially for younger patrons.	location visibility (2)
Separate Space for Community Events/Library Programs	Collaboration with other area libraries (2)
The need for more library meeting space (2)	Increased number of users and uses.
community meeting spaces need to be able to accommodate the programs and group meetings of the library community	Varying amount of year round patrons.
A community meeting space and the library needs its own restrooms.	Outreach
Facilities (i.e., bathrooms); Children's area could be separated.	Name should include "NORTHPORT"
Restrooms facilities inside our library for all of us & those who have challenges	Keeping the excellent librarians we have.(2)
More table space for people to work	
	DEI
Politics	Diversity in community
Political divisiveness	Diversity of Residents
Politics	Pulling people together so to not be divided by politics, race, religion or other choices.

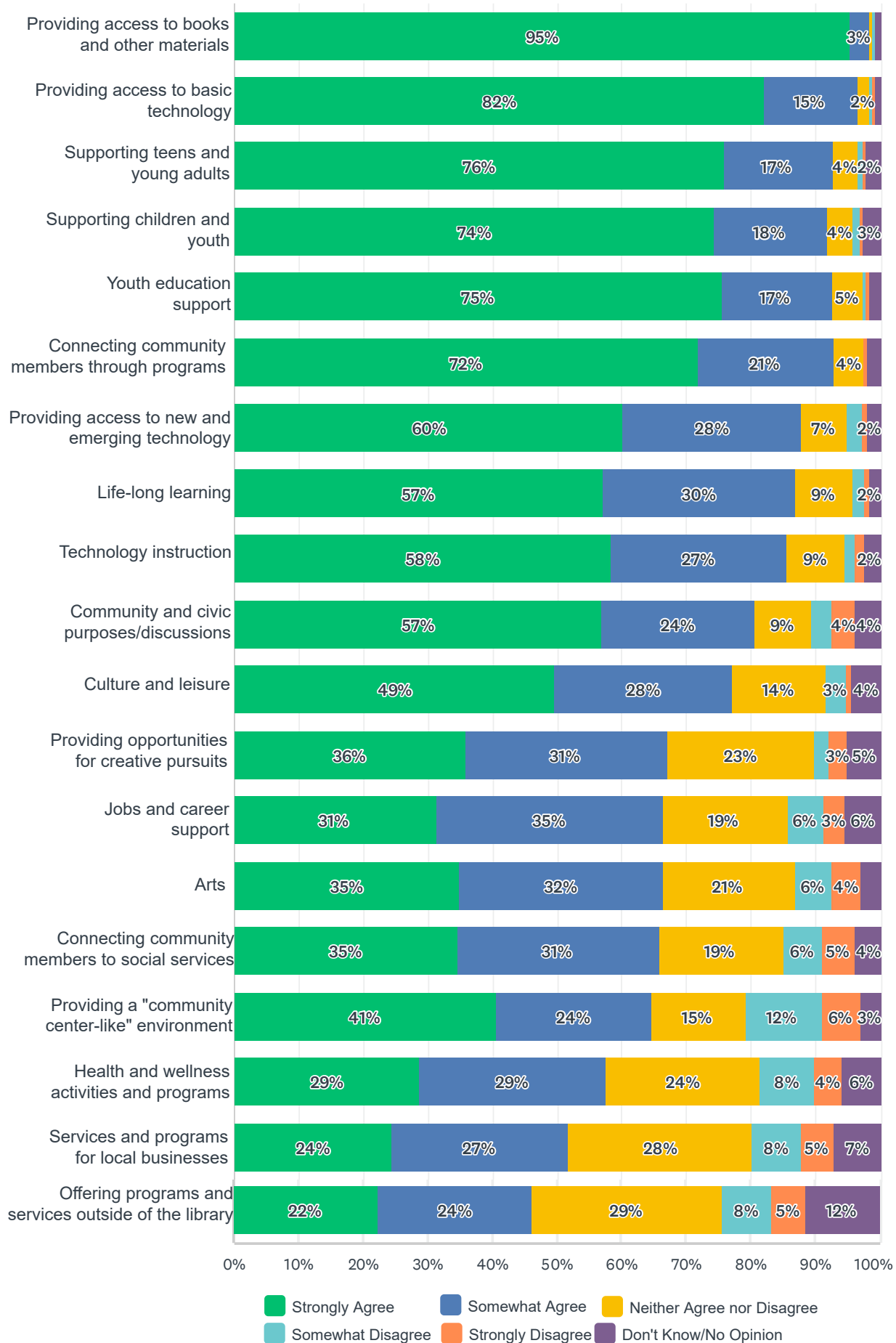
Education/Schools	Growth/Development-Housing/Population
Children reading ability	Affordable housing (32)
Student numbers in the school	Affordable housing for workforce (5)
Low student enrollment in Northport PS and high taxes to pay for that	Affordable housing for families.
Children thinking ability	Affordable housing for locals and seasonal workers
declining school enrollment	Affordable housing for low-income workforces.
Education for local citizens	Attainable/Accessible Housing (6)
school class size very small (2)	Housing (5)
school population of students is low	Housing - affordability, attainability, quality
Children's activities to enhance reading skills	housing affordability for local employees
A school system that does not meet the diverse needs of its students	housing affordability/availability
The small number of student age kids	Housing for summer workers/short term rentals (3)
School consolidation	adequate housing for working class (2)
Infrastructure	Growth (2)
Cell phone service (2)	over building/development
Continual updates on technology	Inappropriate development
Internet access (5)	Lack of affordable housing for young families (3)
Transportation	Low income and workforce housing
Adoption of clean energy in village/township operations	reasonable housing
Access to tech	Township population is growing and library needs to expand but should remain within the village.
Broadband for all	Too much growth in short time.
Continuous changes in technology	Affordable housing for employees at local businesses, government (2)
Bike paths/running paths for safety	Balancing the need for tourism with the danger of speculators buying up local property
Continued maintenance	housing for working class instead of vacation rentals
Parking	Raising home costs
Shortage of parking.	Proliferation of Short term rentals (2)
Not bike friendly enough	Too many rentals
infrastructure costs	Lack of affordable housing close to the Village.
Slow Internet	Low income housing for community workers.
Technology updates	Short and long-term rental
Funding/Economy	Short term rental restrictions
Adequate funding to meet needs	Growth/Development-Business/Community
Affordability in general (2)	Managing seasonal growth
Affordable grocery shopping	Consistency of hours of businesses and services
funding (2)	Grocery store hours - really, it's accessibility to services for those working during hours that make it hard to get to anything other than in TC hours-wise
Growing income disparity	Development
High taxes (2)	Lack of restaurants
financial pressure on local farms	Off season business survival
Paying for the Northport HS when Suttons Bay is a better, more cost effective option.	The need to prevent unnecessary and misguided development
Extreme Sewer Costs	to rapid growth and The reduction of the 10 acre minimum for lot size out of the cities. We are chopping the county into smaller & smaller pieces.
priced out - things are too expensive	10 acre density/mixed use building
Viability. Concerned that economic forces will result in closure.	too many shops not enough pharmacy, doctor, urgent care, laundromat, etc
broadening of economic base	
High cost of living and especially property taxes.	Health/Safety
Increasing taxes	Local medical care
Cost of living (2)	Lack of local health care
Having enough money to purchase everything needed	Health/Wellness clinic
Millage is a burden on property owners at a time of increasing costs	Health care in the township
Money	Opioid crisis
Funding for Priorities	relative isolation
High cost of real estate	
High Property taxes are effecting quality of life for residents.	
infrastructure costs	
Wealth gap - either rich or hard to get by	

Jobs/Employment	Demographics
Employment for those age 20-60	to many old people
Lack of available employees (4)	aging community/population (12)
Good paying jobs	Graying of the area (and I write as a senior)
Unemployment/financial issues	Accepting the fact we have a seasonal/tourist economy.
Adequate salaries	Leelanau has both an influx of younger families and an aging population.
Available workforce	Perception of aging population. Why not be the BEST retirement location instead of trying to change the reality.
Job Access/Opportunities (3)	Off season community shrinks
Sustainable employment	lack of young families/children due to lack of affordable housing
Diversity of people and diverse work opportunities	Population expansion
Labor in the trades —high cost/low inventory; insufficient retail seasonal labor	Seasonality of population, businesses
Lack of meaningful work opportunities	underpopulation in winter, over in summer
Year round employment/business opportunities	keeping a year-round community with a balance of age groups and economic levels
Staffing for summer.	Seasonal community fluctuations
New employment opportunities	Many retirees who are only here for a few months
Competitive compensation & employee retention	More younger families and children.
Lack of skills for Township positions	year-round residency (low school-age population)
Local industries and jobs to attract families	Overrun by tourists in the summer
People to fill service industry jobs	Not enough year-round residents
	Steadily declining permanent resident population.
Other	Attracting younger year round residents
Access to information is very important	everyone leaves in the winter
Appealing to widest variety of township residents	Increase number of young families
Broad age and interest range - not a lot in common	not enough year around families
Future needs	too many tourists -
Consolidation of Northport Village into the Township.	Steadily increasing average age of the local population.
I don't live in Northport so am unaware of issues.	
I don't think I know enough to make any projections here.	
Keeping up with the times	
Threat to community posed by possible timber shores	Leadership/Collaboration
Too many STRs	Relationship between Library and Township Offices. (3)
Tourist driving/parking	leadership
Engaging part-time residents	Growing towards an uncertain future
Keep community vibrant for all ages	Interactive events with other Northport organizations
Why is the Township Office located in a building that should be (for the) library?	Leadership that knows little about governing
Too many other priorities	Zoning issues
Looking for a mission in unrelated areas	Too much government township/village
	More community partnerships
Community Attitudes/Connections	Societal Issues
Building shared community across all people	Discrepancy of wealth
Growing year round community with working families and their children to be vibrant and strong.	Less reading society-wide (not just Leelanau Twp.) esp. among the young.
Finding community balance; there are many disparities	moral degradation
Focus on local citizens	The need to protect the environment
Engagement	attack on Christianity
Prevent censorship of the written and spoken word	Environmental changes due to climate change
Remain an intellectually and socially engaged area	Environmental concerns eg re the Bay/water cleanliness
the community is welcoming to all, I see no issues.	Climate change
Transplants who want to change everything.	Farmland and natural area preservation
Community	Water quality
loss of rural character	Protection of Environment; Health of Community/Land/Water
Maintaining community support	Artificial Intelligence
Maintaining the character of the community	Environmental impact of development
Maintaining the charm	Protecting the natural environment.
Small farms struggling for relevance/income	
Connection to/ support of the tribe	Marketing/Communication
Harmony	Publicity Public awareness of offerings
Internet, phones, TV consume youth, young adults	Remembering that it's there
Keeping young people engaged	
Local vs non-local tension	
More broadly we are concerned with unrestricted development and the county losing its rural identity.	
Preserving our character	

Community Services/Resources
We need a community center!!
A learning resource center for the community
Access to different services
Accessibility to educational materials and programming for all ages.
Amount and comfort of physical space
Need community meeting spaces for use by different group sizes
Need larger community space
Community space includes library
Community/Meeting Room space (9)
Develop better township govt facility
Lack of need for services
lack of community meeting space
Larger area for children's activities.
Providing services to senior citizens
Services for young families
The size of a meeting or gathering space for presentations and meetings.
Variety
Township Office is too small.
Amenity migration
affordable child care/lack of child care (7)
A nice place for meetings would be nice
Gathering space
Support on different issues
Free community programs
Engagement activities for all ages
Being able to accommodate more events
Continue quality and quantity of tourist attraction and tourist
Engaging comfortable place
Need a place for teens to meet.
Township Office is too crowded.
Providing programs for school age children
program support
There is a need to embrace and activate the talents of the retired
A new Meeting hall like what was at the fire department
Adequate public facilities
develop better community gathering places for socializing and meetings
Private meeting rooms would be nice
The Township Office needs to be moved next to the Fire Hall building.
Third spaces for kids

Q10 And what is the library's role in the community? Do you think the library should be involved in the following areas or not?

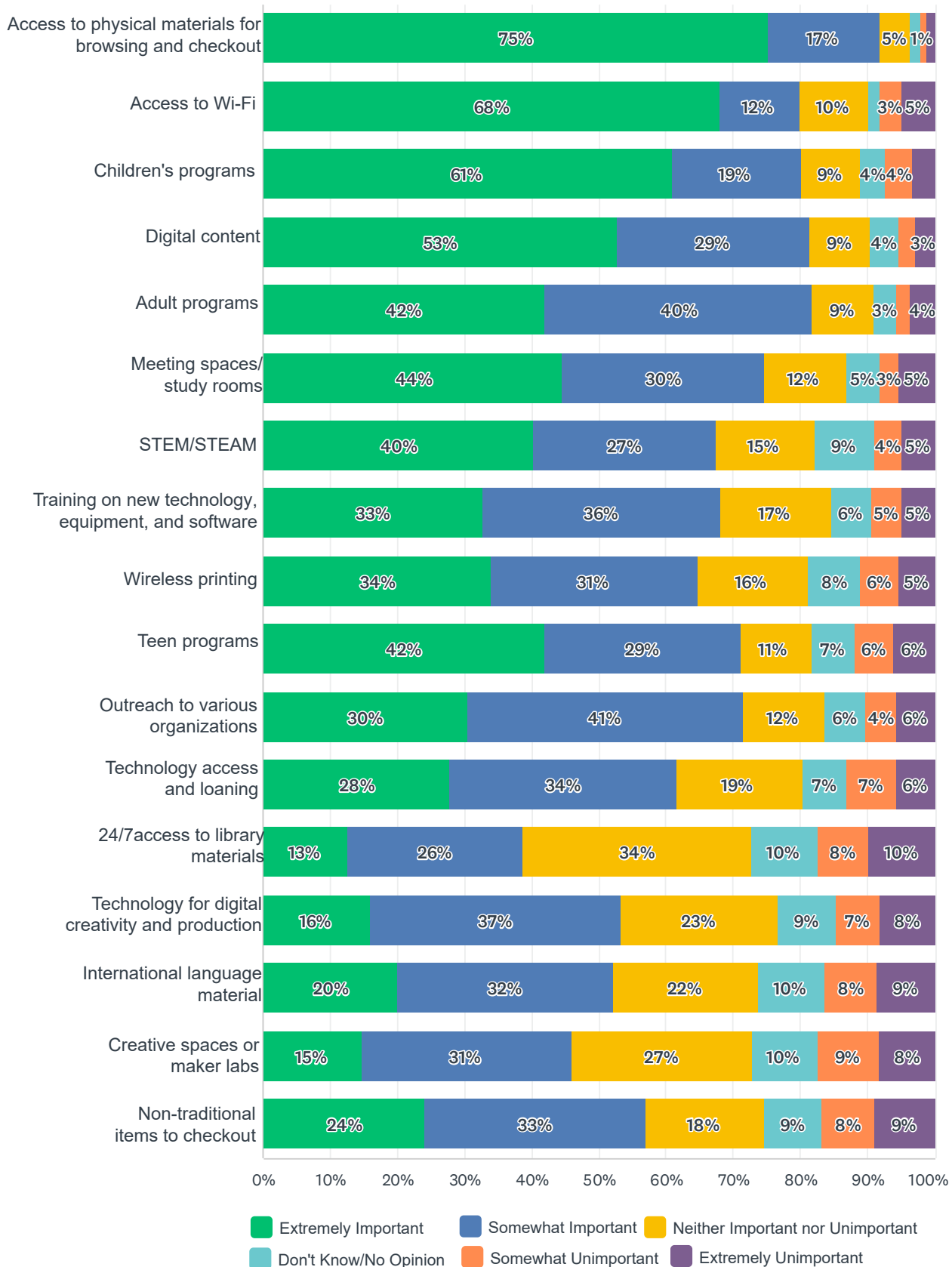
Answered: 258 Skipped: 36



	STRONGLY AGREE	SOMEWHAT AGREE	NEITHER AGREE OR DISAGREE	SOMEWHAT DISAGREE	STRONGLY DISAGREE	DON'T KNOW/NO OPINION	TOTAL
Providing access to books and other materials	95% 244	3% 8	0% 1	0% 1	0% 0	1% 2	256
Providing access to basic technology (computers, printing)	82% 209	15% 37	2% 5	0% 1	0% 1	1% 2	255
Supporting teens and young adults (book clubs, gaming, volunteering)	76% 195	17% 43	4% 10	1% 2	0% 1	2% 6	257
Supporting children and youth (services, activities, entertainment)	74% 191	18% 45	4% 10	1% 3	0% 1	3% 7	257
Youth education support (school partnerships, summer reading programs, homework help)	75% 193	17% 44	5% 12	0% 1	1% 2	2% 4	256
Connecting community members through programs (book club, tech days, poetry month gatherings, etc.)	72% 183	21% 54	4% 11	0% 0	1% 2	2% 5	255
Providing access to new and emerging technology	60% 152	28% 70	7% 18	2% 6	1% 2	2% 5	253
Life-long learning (financial and other life skills and programs)	57% 145	30% 76	9% 22	2% 5	1% 2	2% 4	254
Technology instruction	58% 148	27% 69	9% 23	2% 4	2% 4	2% 6	254
Community and civic purposes/discussions	57% 144	24% 60	9% 22	3% 8	4% 9	4% 10	253
Culture and leisure	49% 123	28% 69	14% 36	3% 8	1% 2	4% 11	249
Providing opportunities for creative pursuits	36% 90	31% 79	23% 57	2% 6	3% 7	5% 13	252
Jobs and career support	31% 79	35% 89	19% 49	6% 14	3% 8	6% 14	253
Arts (art displays, arts programming and classes)	35% 88	32% 80	21% 52	6% 14	4% 11	3% 8	253
Connecting community members to social services	35% 88	31% 80	19% 49	6% 15	5% 13	4% 10	255
Providing a "community center-like" environment including amenities such as a snack bar, gathering spaces for meeting and studying, etc.	41% 103	24% 61	15% 37	12% 30	6% 15	3% 8	254
Health and wellness activities and support	29% 72	29% 73	24% 60	8% 21	4% 11	6% 15	252
Services and programs for local businesses and entrepreneurs	24% 61	27% 69	28% 71	8% 19	5% 13	7% 18	251
Offering programs and services outside of the library	22% 56	24% 60	29% 74	8% 19	5% 13	12% 29	251

Q11 Services available at today's public libraries are continually changing to better serve the community. Please rate the IMPORTANCE of the following library services to you and your family.

Answered: 247 Skipped: 47



	EXTREMELY IMPORTANT	SOMEWHAT IMPORTANT	NEITHER IMPORTANT OR UNIMPORTANT	DON'T KNOW/ NO OPINION	SOMEWHAT UNIMPORTANT	EXTREMELY UNIMPORTANT	TOTAL
Access to physical materials for browsing and checkout	75% 182	17% 40	5% 11	2% 4	1% 2	1% 3	242
Access to Wi-Fi	68% 166	12% 29	10% 25	2% 4	3% 8	5% 12	244
Children's programs (storytimes, reading programs, crafts, movies, STEM/STEAM, etc.)	61% 150	19% 47	9% 22	4% 9	4% 10	3% 8	246
Digital content (24/7 access to downloadable books, magazines, movies, music)	53% 127	29% 69	9% 22	4% 10	2% 6	3% 7	241
Adult programs (classes, author talks, crafts, movies, cultural events, health, career etc.)	42% 103	40% 98	9% 23	3% 8	2% 5	4% 9	246
Meeting spaces/study rooms (spaces to meet, learn, and collaborate)	44% 109	30% 74	12% 30	5% 12	3% 7	5% 13	245
STEM/STEAM (Science, Technology, Engineering, Arts & Math) programs for youth and young adults	40% 98	27% 66	15% 36	9% 21	4% 10	5% 12	243
Training on new technology, equipment, and software/apps	33% 79	36% 86	17% 40	6% 14	5% 11	5% 12	242
Wireless printing	34% 83	31% 76	16% 40	8% 19	6% 14	5% 13	245
Teen programs (book clubs, crafts, movies, gaming, and social events, etc.)	42% 103	29% 72	11% 26	7% 16	6% 14	6% 15	246
Outreach to various organizations within the community (senior centers, schools, etc.)	30% 75	41% 101	12% 30	6% 15	4% 11	6% 14	246
Technology access and loaning (iPads, laptops, 3D printing, Wi-Fi Hotspots, etc.)	28% 68	34% 82	19% 46	7% 16	7% 18	6% 14	244
24/7 access to library materials (in a vending kiosk, lockers for holds, pickup, etc.)	13% 31	26% 64	34% 84	10% 24	8% 19	10% 24	246
Technology for digital creativity and production (Photoshop, video cameras, green screens, etc.)	16% 39	37% 91	23% 57	9% 21	7% 16	8% 20	244
International language material and access for non-native English speakers	20% 49	32% 79	22% 53	10% 24	8% 19	9% 21	245
Creative spaces or maker labs	15% 36	31% 76	27% 65	10% 24	9% 22	8% 20	243
Non-traditional items to checkout (hotspots, musical instruments, STEM kits, tools, etc.)	24% 59	33% 81	18% 43	9% 21	8% 19	9% 22	245

WHAT ARE WE MISSING? WHAT WOULD YOU LIKE TO SEE?

Library Services

I'm concerned that the library is expanding in scope that is too broad and unwieldy for the size of Northport. Stick to excellence in basics. Provide a resource for school students getting behind.

Libraries have evolved the last few years into "Community Centers." (I'm from Iowa City - The minute the library opens - it is immediately filled with regular users, the homeless, after school "children and activities," which is wonderful but a huge responsibility for library staff, which now need many "volunteers!").

More effort towards recycling - encourage people to bring in magazines & have larger area where mags can be displayed /more visible for browsing. Maybe find other organizations that would like to pick up mags (ShareCare? LCN? Highlands, school, etc.) & promise to recycle when done.

Area set up w instructional books, online courses on learning new technology & more avail computers. Stand up desks. Snack/coffee bar is nice idea but better to support local businesses & not devote sm town libr resources to that. Unless local business owner wants to operate & staff within libr.

More support for the library to be a "safe space". It is the only indoor space in town where you can sit safely, and do not have to purchase something.

Need to think of the emotional space the library already IS and what it could be. It should be a safe and welcoming center for respite, as well as a productive space to gather and discuss or learn. It could be more than access to "things" but also a "place" to learn, apply and refresh..... and heal.

Stick to renting books, stop trying to be another social services agency at taxpayer expense

This library is wonderful! I'll just add that the Northport Community has a lot of elderly, so I'd like to see the library focus on providing services -as best it can- to assist/enhance the lives of the geriatric population.

We don't use the library's services much personally other than Libby. We do feel that some of these services are important to the community

Collections

Christian and homeschool resources

Continue to have a great selection of new books and magazines,

Free DVD access for new movies. I noticed that less money has been spent on new DVD's this year. For those of us that can't get internet access that is good enough to stream movies, DVD's are important. Maybe someday, we will get decent internet access in the county but, so far, no luck.

I would like for books to be the main focus. More shelves of books, not electronic. Community activities and technology are great, but so many libraries seem to be trying to be all things and not doing as well with the basic function, which is to have books available to their communities. I've been buying books because there isn't a large enough selection at the library.

My grandchildren enjoyed the check-out STEM materials and games. We love the location of the library.

Perhaps a classification of the non-fiction section of the library (health, religion, nature/environment, poetry, travel, etc.).

No mention of inter-library loan materials or access

Other

It is difficult to respond to some of the items in this section because I think it depends on the demand for these services.

It's not that these things are unimportant, it's that we (this family) don't use them.

This list is pretty exhaustive. If we could do most of it well, with adequate space and staff, I would be thrilled.

We are a two person senior household. Our answers above would be very different if we were younger, had children and more needs.

Facility Features

do not add snack bar-- food and books dont mix well. Do not add creative places-- belongs in schools or pottery workshop space already set up. Dont try to do everything for anyone as helper-- keep it to information providing services.

Large Community room with kitchen.

More individual workspaces. I know your space is limited but I would replace the 2 chairs and rocking chairs with individual workspaces. The common table with 7 chairs is not practical and is usually occupied by 1-2 people. Efficient space planning could accommodate at least 4 private work stations in that area (example: Empire library)

Private workspaces for video chatting and studying

Restrooms

Space, restroom, conference and study rooms, outdoor space for learning, sitting quietly.

Video wall to use with distance learning classes for education, classes, speakers, tel-med, seminars, connectivity to stream regional govt and NGO events, access to NMC, CMU and MSU.

More space & more of the above

More space for kids area

Programs/Events

book clubs that meet on Saturdays, programs like the county wide book

Farming/gardening education

I believe the library should act as a non-partisan, safe community space for outside clubs and events to be able to rent a room and work at the library, not have the library sponsor, organize or put on these events themself. (E.g. yes to library organizing a story time for children, no to library organizing a political meetup). Also, while I do not necessarily need the technology, knowing that the library has a printer, computers and hotspots in case I do need them is very helpful

I suspect I'm not aware of come of the services offered but could use a workshop on how to best use my iPhone and iPad, organizing and accessing files etc.

Partnerships

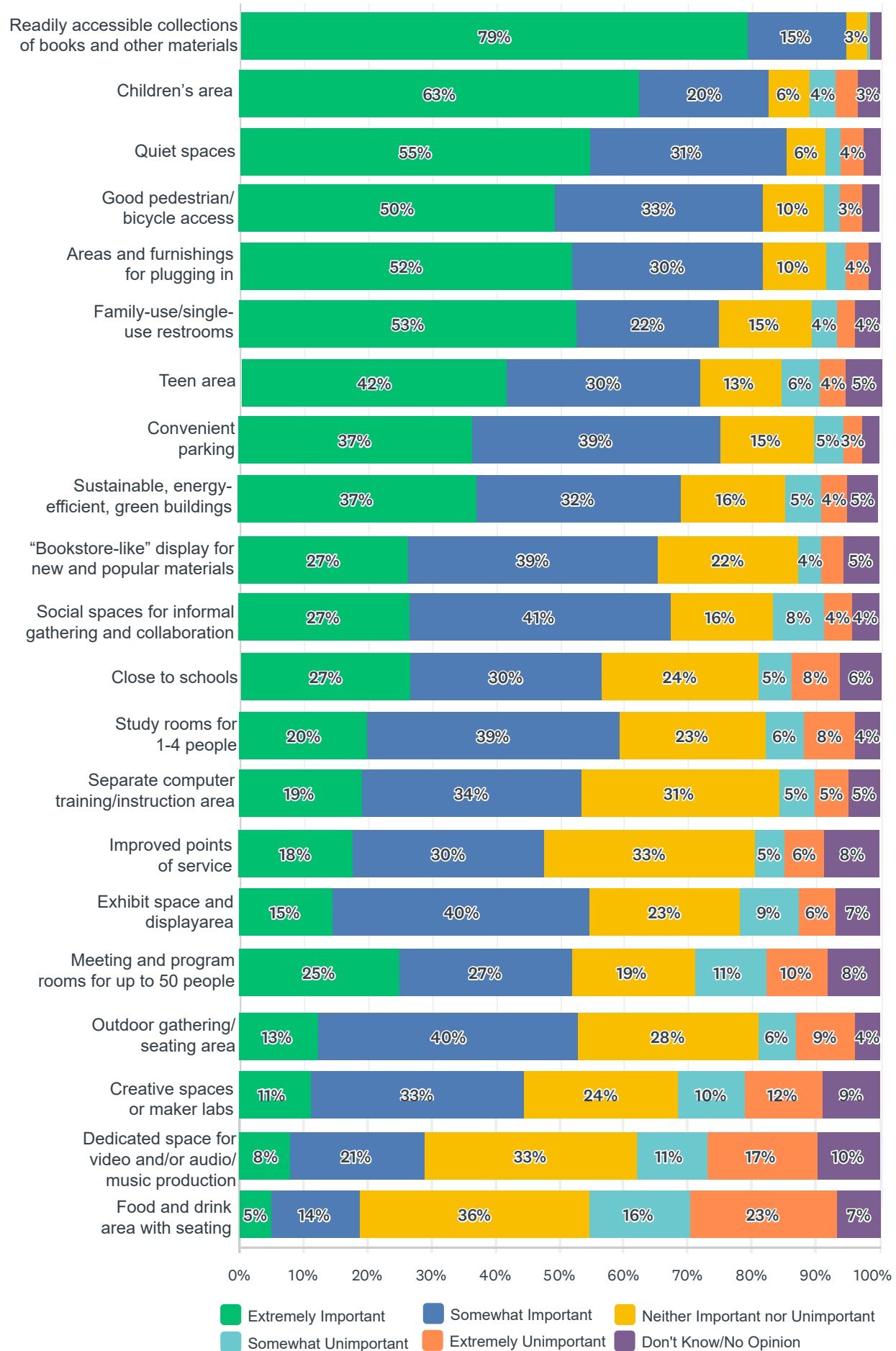
Northport Arts Association wants to partnership on arts programs with the Library

Many of these items listed should be done in other community venues such as our big, beautiful school for learning and crafts. We also have other government and community services which handle loans for equipment and senior meetings. This is a small community, we wouldn't expect to have all the services a larger, more urban community would have. We also have a beautiful art center and performing arts center where some of these activities could take place. We don't have space in our library for all of these ideas to take place. We need to enrich the other venues if they are to be offered.

Some of the programs in the questionnaire should/could better be handled better by utilizing our Northport School as a community resource. (possibly the school and library sharing a part of the school building)

Q12 Please rate the IMPORTANCE of the library facility features to you.

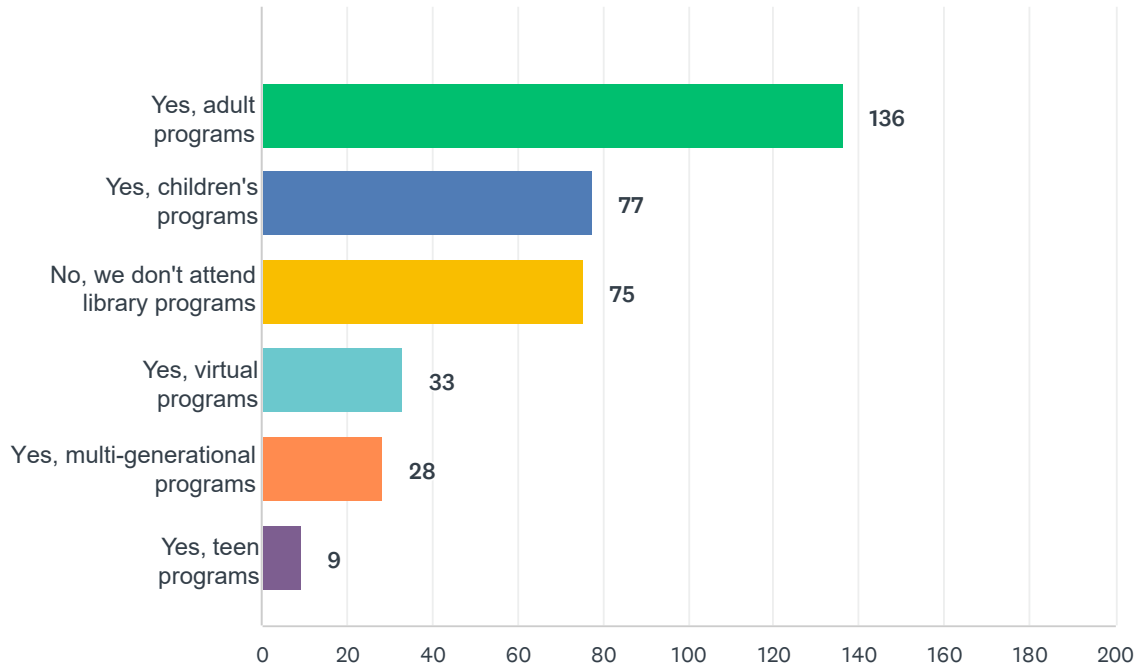
Answered: 242 Skipped: 52



	EXTREMELY IMPORTANT	SOMEWHAT IMPORTANT	NEITHER IMPORTANT OR UNIMPORTANT	SOMEWHAT UNIMPORTANT	EXTREMELY UNIMPORTANT	DON'T KNOW/ NO OPINION	TOTAL
Readily accessible collections of books and other materials	79% 191	15% 37	3% 8	0% 1	0% 0	2% 4	241
Children's area that supports development, literacy, play and imagination	63% 150	20% 49	6% 15	4% 10	3% 8	3% 8	240
Quiet spaces	55% 132	31% 74	6% 15	2% 5	4% 9	2% 6	241
Good pedestrian/ bicycle access	50% 119	33% 78	10% 23	3% 6	3% 8	3% 6	240
Areas and furnishings for plugging in and using your own technology	52% 125	30% 72	10% 24	3% 7	4% 9	2% 4	241
Family-use/single-use restrooms	53% 127	22% 54	15% 35	4% 9	3% 7	4% 9	241
Teen area that supports literacy, collaboration, creativity and social connections	42% 99	30% 72	13% 30	6% 14	4% 10	5% 13	238
Convenient parking	37% 88	39% 94	15% 35	5% 11	3% 7	2% 6	241
Sustainable, energy-efficient, green buildings	37% 89	32% 76	16% 39	5% 13	4% 10	5% 11	238
"Bookstore-like" display for new and popular materials	27% 64	39% 94	22% 53	4% 9	3% 8	5% 13	241
Social spaces for informal gathering and collaboration	27% 64	41% 98	16% 38	8% 19	4% 10	4% 10	239
Close to schools	27% 63	30% 71	24% 58	5% 12	8% 18	6% 15	237
Study rooms for 1-4 people	20% 48	39% 94	23% 55	6% 14	8% 19	4% 9	239
Separate computer training/instruction area	19% 46	34% 82	31% 74	5% 13	5% 13	5% 11	239
Improved points of service (e.g. desk locations, self checkout, etc.)	18% 43	30% 72	33% 79	5% 11	6% 15	8% 20	240
Exhibit space and display area	15% 35	40% 96	23% 56	9% 22	6% 14	7% 16	239
Meeting and program rooms for up to 50 people	25% 60	27% 64	19% 46	11% 26	10% 23	8% 19	238
Outdoor gathering/seating area	13% 30	40% 97	28% 68	6% 14	9% 22	4% 9	240
Creative spaces or maker labs (3D printers, laser cutters/etchers, sewing machines, etc.)	11% 27	33% 80	24% 58	10% 25	12% 29	9% 21	240
Dedicated space for video and/or audio/music production	8% 19	21% 50	33% 79	11% 26	17% 41	10% 23	238
Food and drink area with seating	5% 12	14% 33	36% 86	16% 38	23% 55	7% 16	240

Q13 Have you or anyone from your immediate family attended programs at Leelanau Township Library? (check ALL that apply)

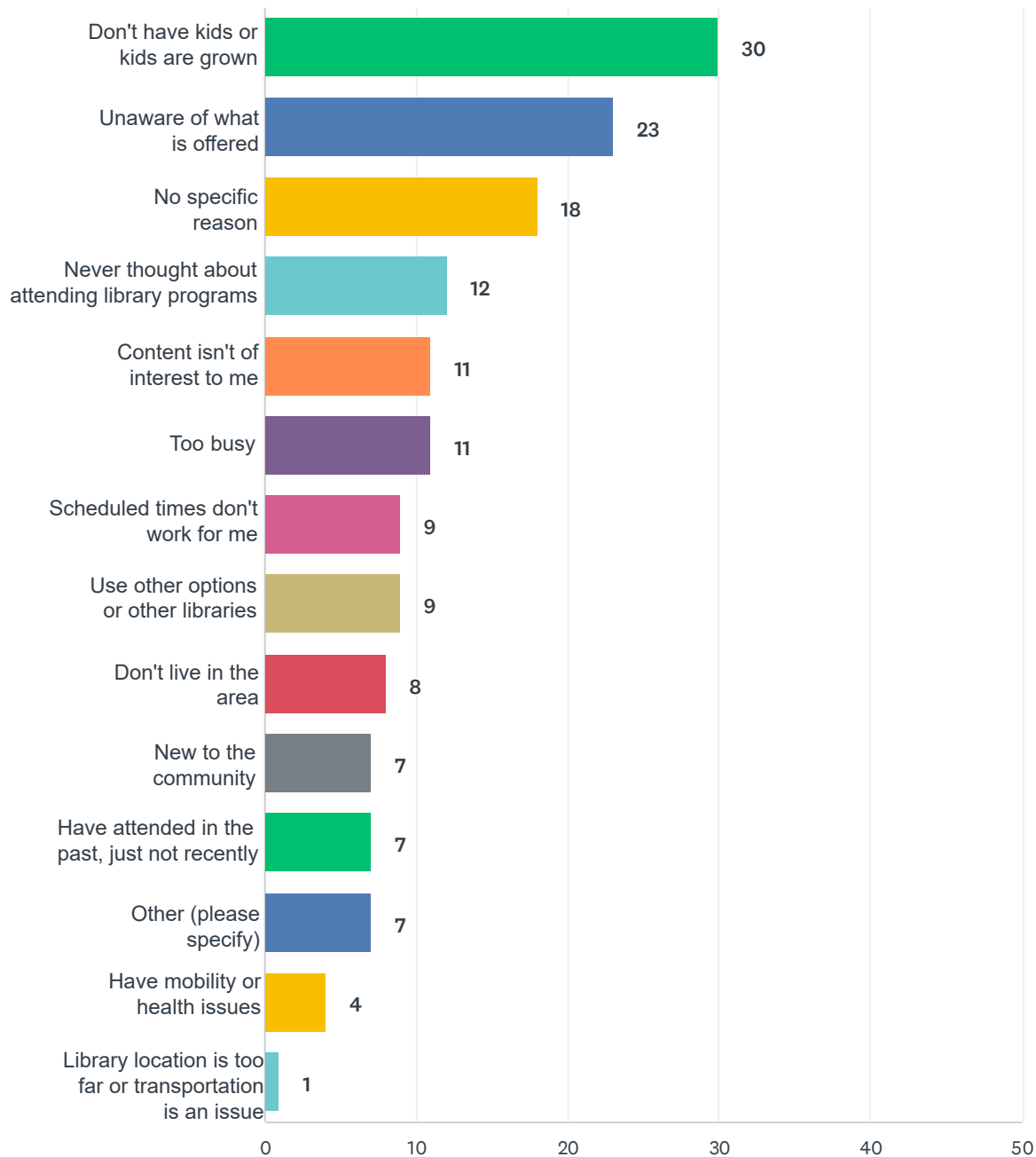
Answered: 243 Skipped: 51



ANSWER CHOICES	RESPONSES	
Yes, adult programs	56%	136
Yes, children's programs	32%	77
No, we don't attend library programs	31%	75
Yes, virtual programs (Zoom)	14%	33
Yes, multi-generational programs	12%	28
Yes, teen programs	4%	9
No, we don't attend any programs. If no, why not?	0%	0
Total Respondents: 243		

Q14 If you don't attend library programs, why not? (choose ALL that apply)

Answered: 80 Skipped: 214

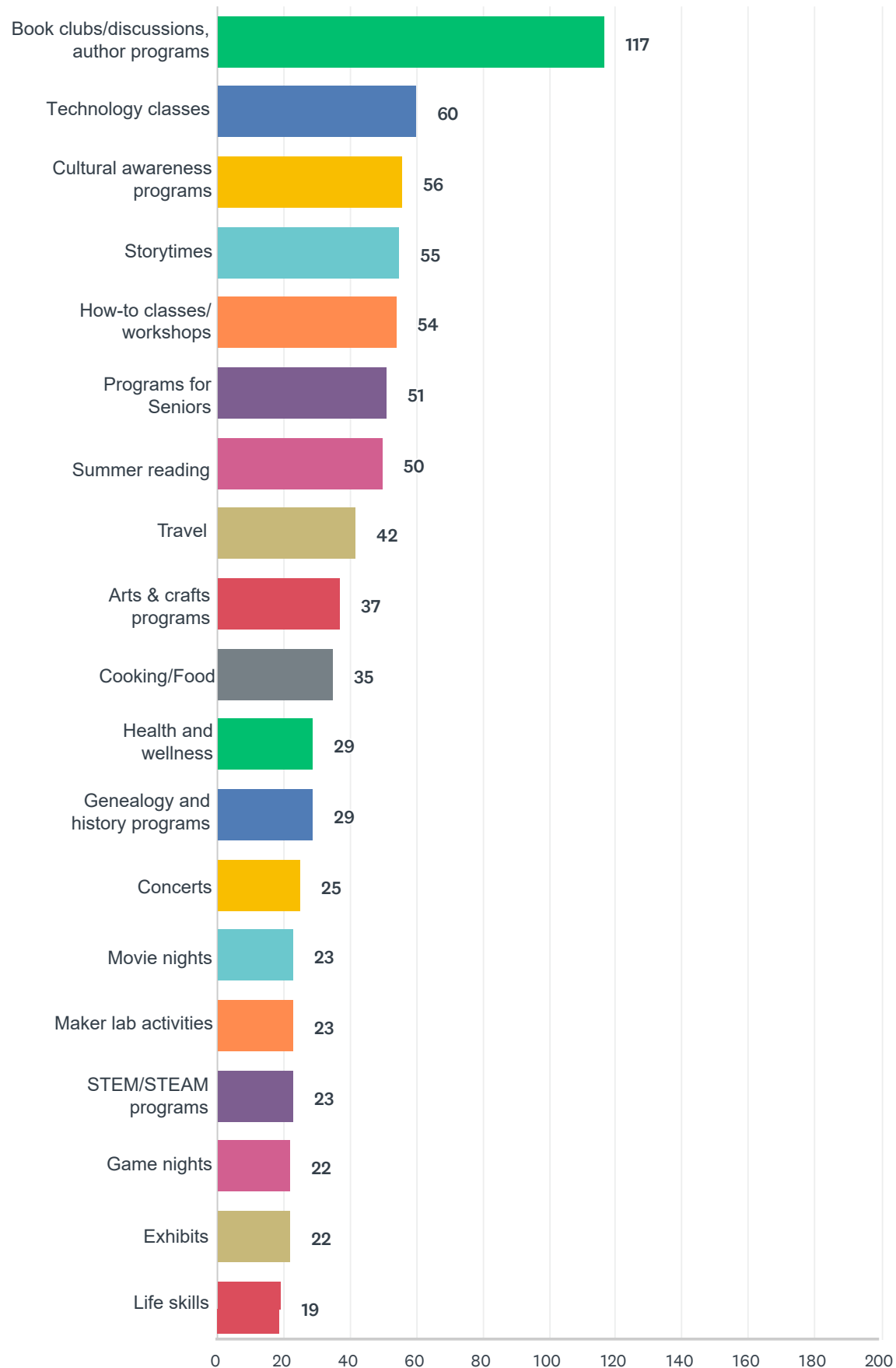


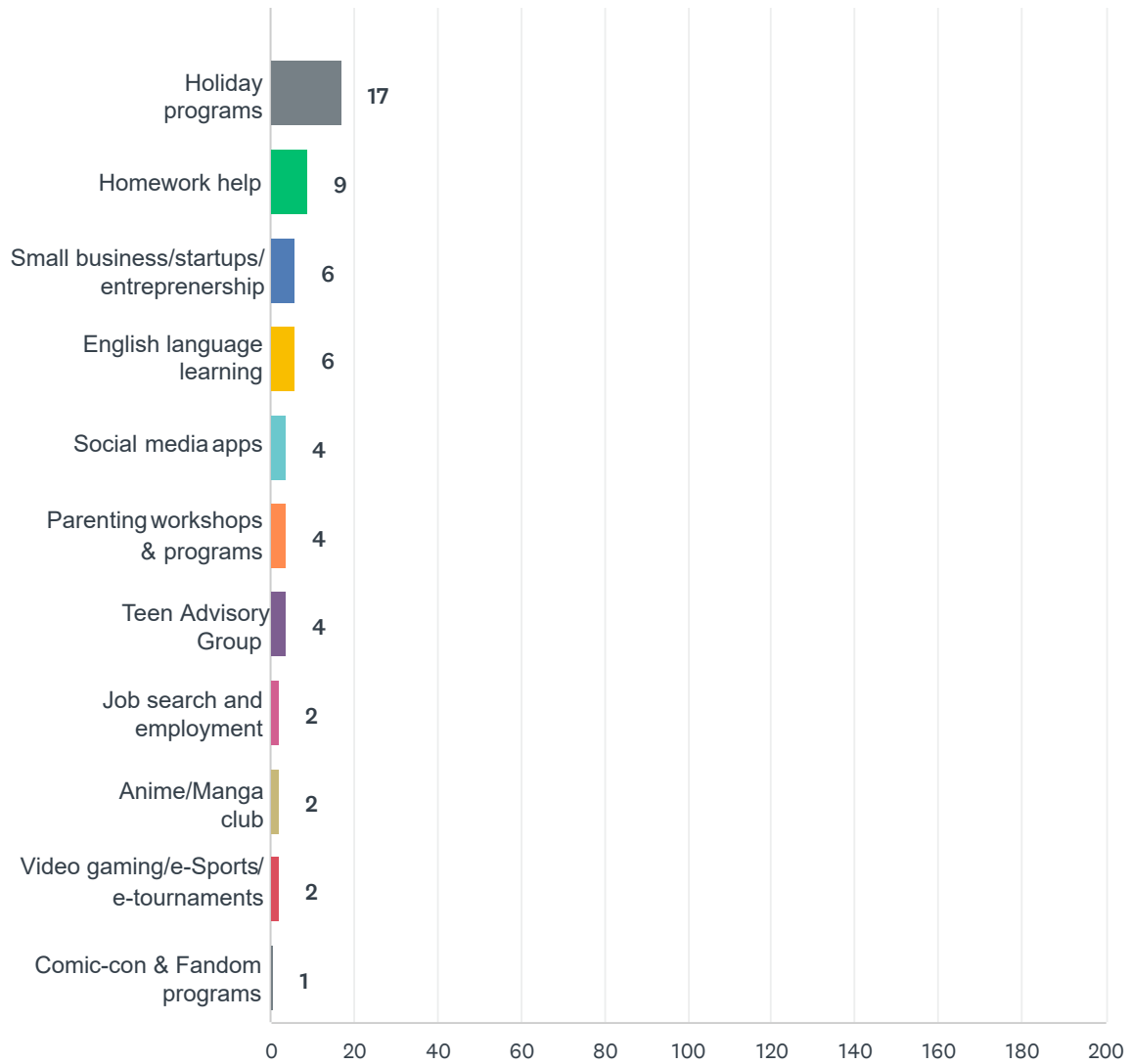
ANSWER CHOICES	RESPONSES	
Don't have kids or kids are grown	38%	30
Unaware of what is offered	29%	23
No specific reason	23%	18
Never thought about attending library programs	15%	12
Content isn't of interest to me	14%	11
Too busy	14%	11
Scheduled times don't work for me	11%	9
Use other options or other libraries	11%	9
Don't live in the area	10%	8
New to the community	9%	7
Have attended in the past, just not recently	9%	7
Other (please specify)	9%	7
Have mobility or health issues	5%	4
Library location is too far or transportation is an issue	1%	1
Total Respondents: 80		

OTHER (PLEASE SPECIFY)	
Staff and Board are competent.	
Only here in summer - We like to be on the WATER!	
Only here two months of the year	
Seasonal visitor.	
I'm not there often enough.	
hard to find details on how to participate or what is offered	

Q15 What types of programs appeal to you? (choose your top 5)

Answered: 198 Skipped: 96





ANSWER CHOICES	RESPONSES	
Book clubs/discussions, author programs	59%	117
Technology classes (computers, how-to for iPads, smartphones, tablets, e-readers, etc.)	30%	60
Cultural awareness programs	28%	56
Storytimes (baby, toddler, pre-school, foreign language)	28%	55
How-to classes/workshops (play guitar, gardening, make or fix things, etc.)	27%	54
Programs for Seniors	26%	51
Summer reading	25%	50
Travel	21%	42
Arts & crafts programs	19%	37
Cooking/Food	18%	35
Health and wellness (fitness, self-defense, mindfulness, healthy eating, etc.)	15%	29
Genealogy and history programs	15%	29
Concerts	13%	25
Movie nights	12%	23
Maker lab activities (3D printing, sewing, robotics, coding, etc.)	12%	23
STEM/STEAM programs	12%	23
Game nights (board games, trivia, etc.)	11%	22
Exhibits	11%	22
Life skills (parenting, financial literacy, adulting, etc.)	10%	19
Holiday programs	9%	17
Homework help	5%	9
Small business/startups/entrepreneurship	3%	6
English language learning (ELL) programs	3%	6
Social media apps (Facebook, Instagram, Twitter, etc.)	2%	4
Parenting workshops & programs	2%	4
Teen Advisory Group	2%	4
Job search and employment	1%	2
Anime/Manga club	1%	2
Video gaming/e-Sports/e-tournaments	1%	2
Comic-con & Fandom programs	1%	1
Total Respondents: 198		

OTHER (PLEASE SHARE SPECIFIC EXAMPLES HERE)

Books and reference materials, current periodicals.

Only here two months of the year.

I have enjoyed poetry readings at the Leelanau Township Library, and author talks. My grandchildren enjoyed story time at the beach (I think it was through the library).

I'm not likely to attend programs.

Note that I'm over 65 so I see the need for other activities for young people but I would not likely use them and the question is posed about me

None, for me

Poetry and Writers presentations/workshops

I would like to meet with other sewers and makers.

Too much creeping elegance Stick to excellence in basics

All great

Cooking programs are popular at other libraries

Many of these ideas listed here should be offered through the school, social services, the art center, performing arts center. Movies can be shown in our beautiful, large performing arts auditorium, as well as concerts, how to programs, technology classes, etc. We have space in the gymnasium as well for these types of programs which would require more space than the library has to offer. We DON'T want to have to build a new, large library somewhere out of the heart of our town. This would be a huge expense for an already overtaxed township.

local history and issue discussion (eg sewer, Timber Shores future)

Theatre

Expanded digital library

I typically don't attend programs at Northport b/c the distance is too far.

Poetry nights; local authors; new trends; historical programs

Community & Civic discussions. The library should be the venue for "Leadership Team", Chamber of Commerce, Cracker Barrel, New Community Vision, Save Woolsey Airport Terminal (SWAT), Leelanau Township Community Foundation, Northport Women's Club and other similar organizations and groups.

Not interested personally in library programs

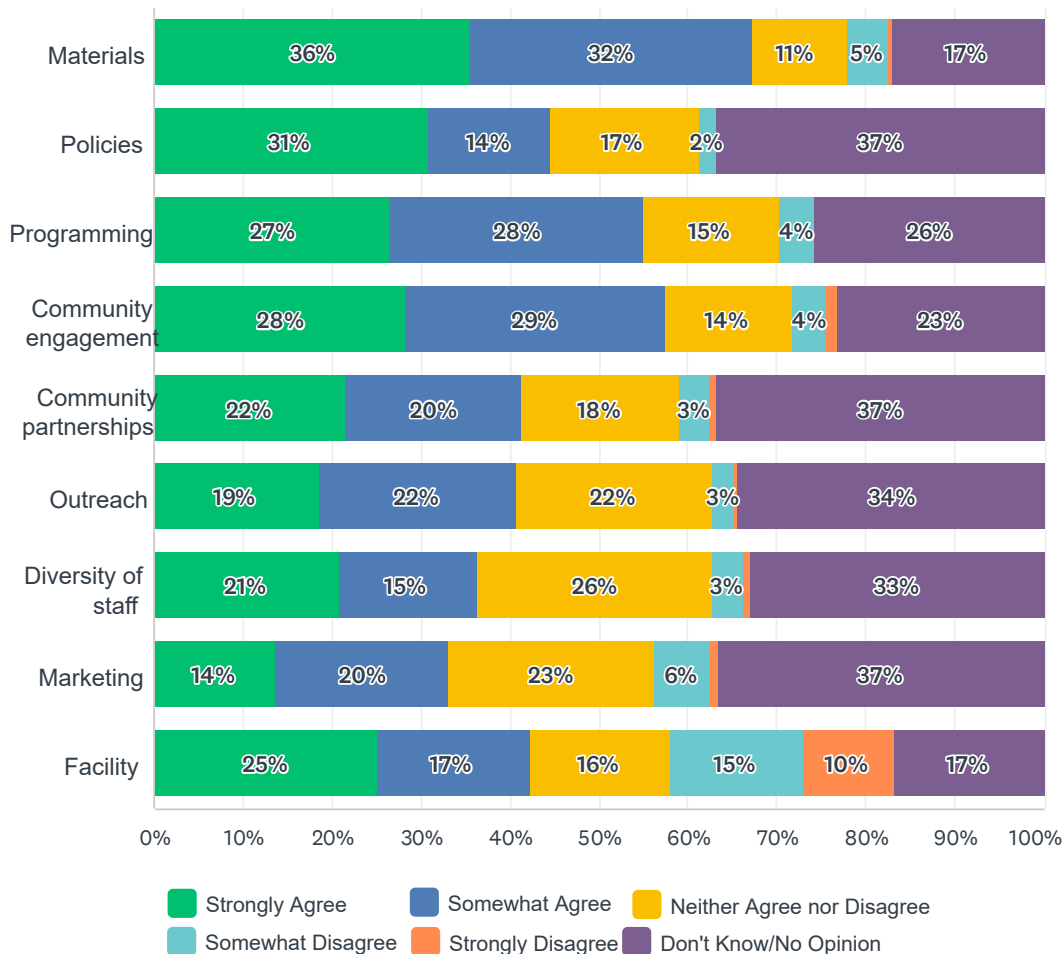
I'm not sure that many of these activities are appropriate for a small town library.

Gardening

Summer author series

Q16 For each of the following aspects of the library, please indicate whether you feel the Leelanau Township Library is supporting all members of the community.

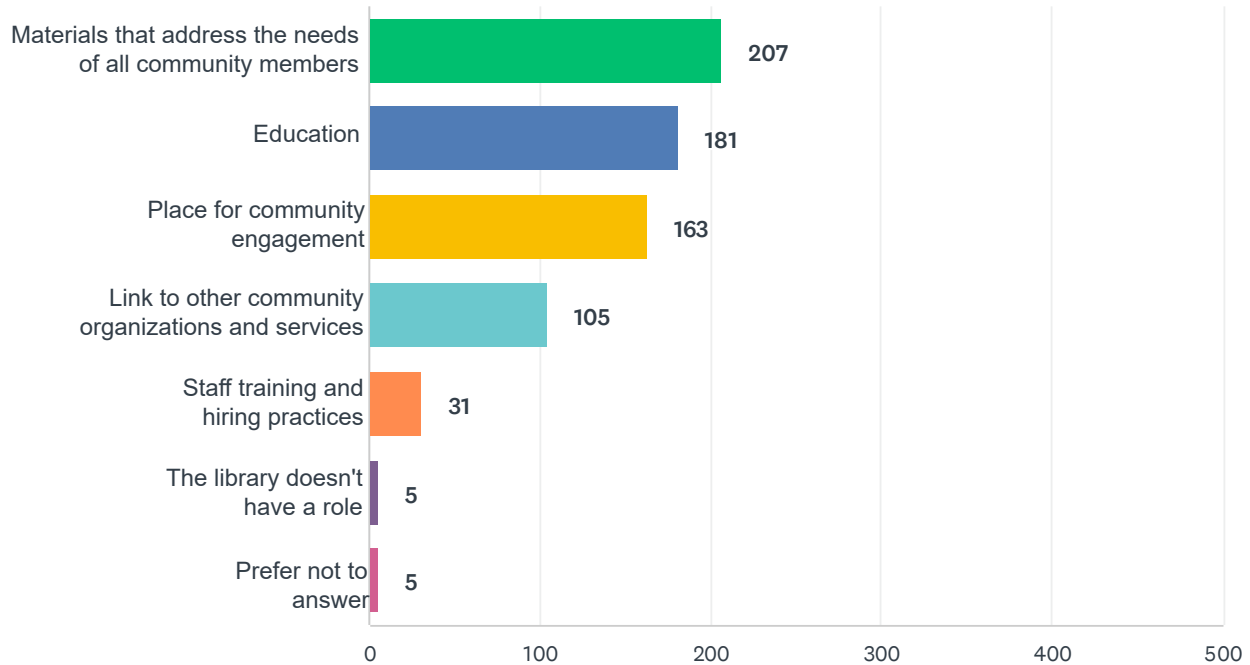
Answered: 238 Skipped: 56



	STRONGLY AGREE	SOMEWHAT AGREE	NEITHER AGREE OR DISAGREE	SOMEWHAT DISAGREE	STRONGLY DISAGREE	DON'T KNOW/NO OPINION	TOTAL	WEIGHTED AVERAGE
Materials	36% 84	32% 75	11% 25	5% 11	0% 1	17% 40	236	1.17
Policies	31% 73	14% 32	17% 40	2% 4	0% 0	37% 87	236	1.17
Programming	27% 62	28% 66	15% 36	4% 9	0% 0	26% 60	233	1.05
Community engagement	28% 67	29% 69	14% 34	4% 9	1% 3	23% 55	237	1.03
Community partnerships	22% 51	20% 47	18% 42	3% 8	1% 2	37% 87	237	0.91
Outreach	19% 44	22% 52	22% 52	3% 6	0% 1	34% 81	236	0.85
Diversity of staff	21% 49	15% 36	26% 62	3% 8	1% 2	33% 77	234	0.78
Marketing	14% 32	20% 46	23% 54	6% 15	1% 2	37% 86	235	0.61
Facility	25% 59	17% 40	16% 37	15% 35	10% 24	17% 39	234	0.38

Q17 What do you think Leelanau Township Library's main role is in supporting all members of the community? (Please check ALL that apply)

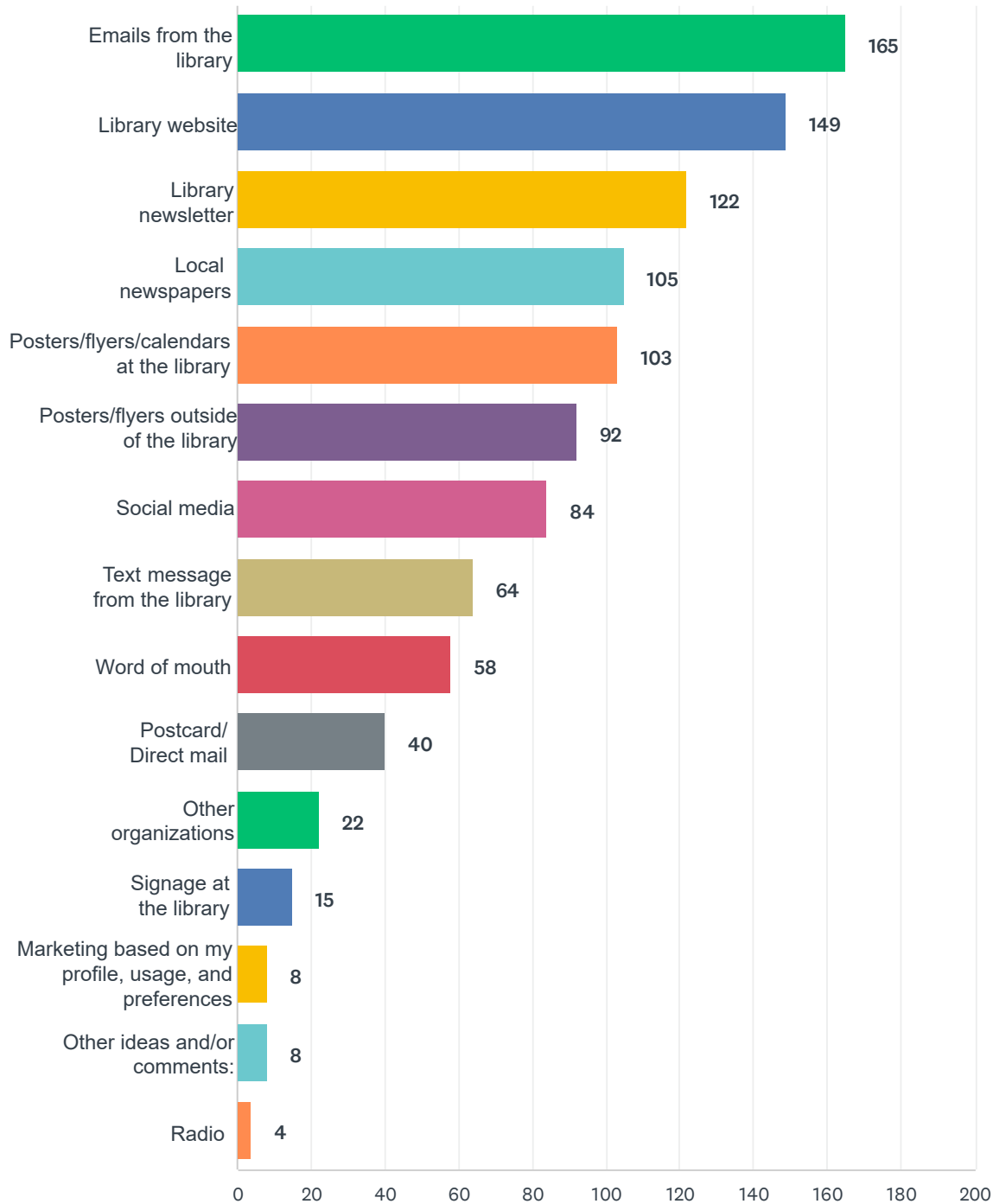
Answered: 235 Skipped: 59



ANSWER CHOICES	RESPONSES	
Materials that address the needs of all community members	88%	207
Education (programs, speakers, distribution of information)	77%	181
Place for community engagement	69%	163
Link to other community organizations and services	45%	105
Staff training and hiring practices	13%	31
The library doesn't have a role	2%	5
Prefer not to answer	2%	5
Total Respondents: 235		

Q18 Please mark your preferred methods of finding out about library news and events. (check ALL that apply)

Answered: 236 Skipped: 58

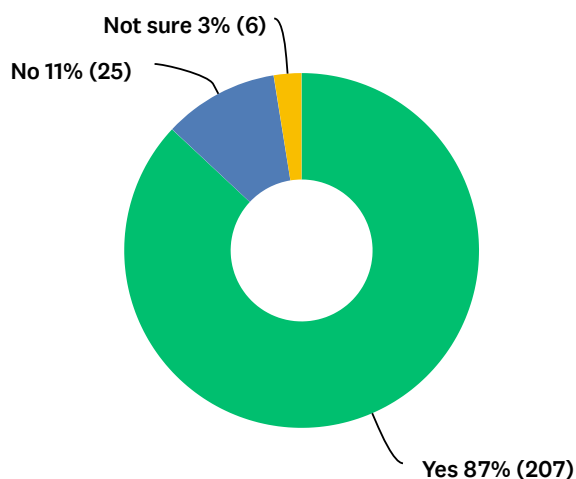


ANSWER CHOICES	RESPONSES	
Emails from the library	70%	165
Library website	63%	149
Library newsletter	52%	122
Local newspapers	44%	105
Posters/flyers/calendars at the library	44%	103
Posters/flyers outside of the library	39%	92
Social media (Instagram, Facebook)	36%	84
Text message from the library	27%	64
Word of mouth (friends or neighbors)	25%	58
Postcard/Direct mail	17%	40
Other organizations (school district, Township)	9%	22
Digital signage at the library	6%	15
Marketing based on my profile, usage, and preferences	3%	8
Other ideas and/or comments:	3%	8
Radio	2%	4
Total Respondents: 236		

OTHER IDEAS AND/OR COMMENTS:	
Whatever is not too costly in materials & time. Newspaper notices are good but at what price?Physical newsletter monthly is nice but online would suffice & not add to paper waste. Same with outside flyers/posters.	
None	
Booth at the farmers market?	
School newsletter	
Library presence at community events like the Dog Parade, Christmas activity like Letters to Santa, Pancake Fly-In, etc.	
Talking with staff	
None and word of mouth	
Facebook Library page	

Q19 Do you have an Leelanau Township Library card?

Answered: 238 Skipped: 56

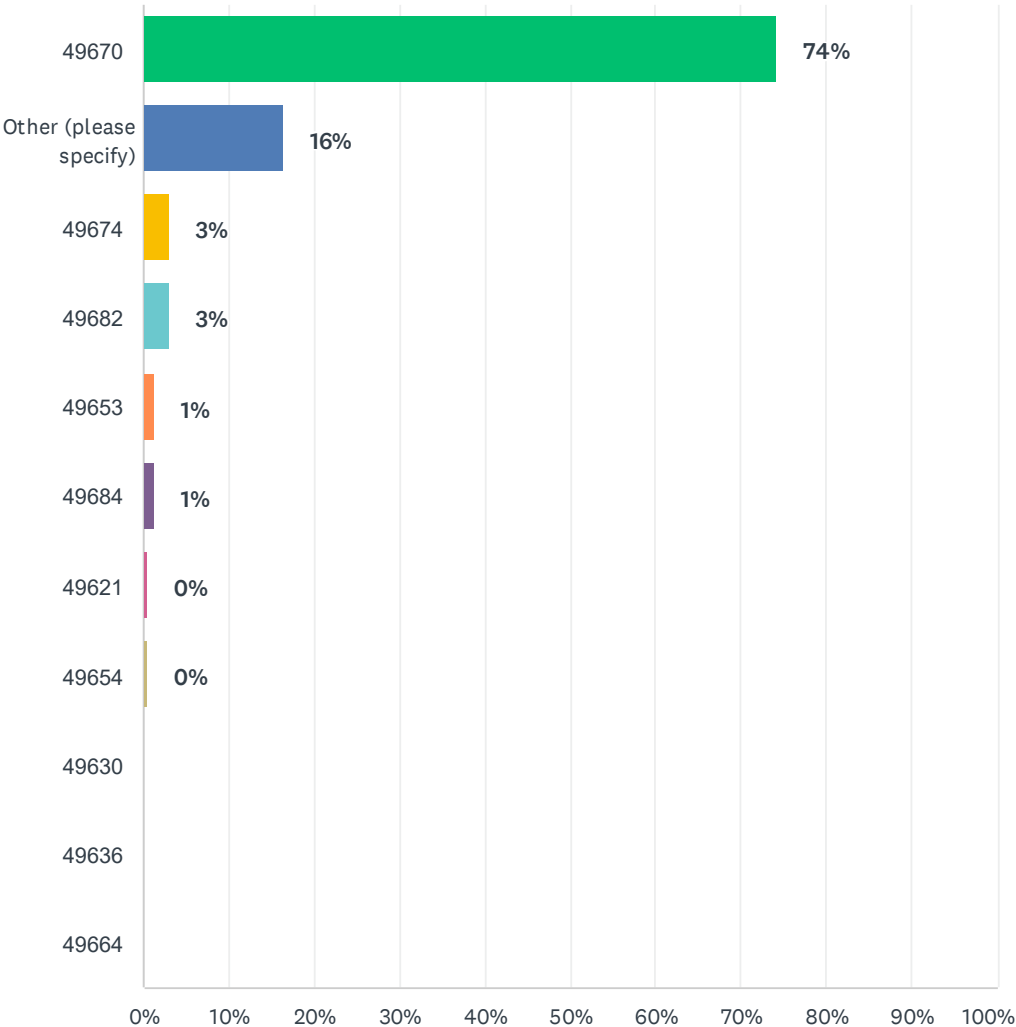


ANSWER CHOICES	RESPONSES	
Yes	87%	207
No	11%	25
Not sure	3%	6
TOTAL		238

IF NO, WHY NOT?	
Have had one in the past; can't find it.	
Don't really know where it is. Don't need it to check out materials.	
Never thought about it	
haven't borrowed, just read at the library,	
Not sure that I am eligible.	
Live in Leland Township	
I usually only check out materials through Suttons Bay and TADL	
Seasonal visitor Live elsewhere don't live here	
Haven't gotten one yet	
Haven't taken the time; would use primarily for access to eBooks through Libby.	
buy books on line, donate to library. Use library to supplement own office operations ,eg scanner, printer	
Newer to area (2)	
Never needed a book	
rarely use the library	
As stated before negative experiences with previous director	

Q20 What is the zip code of your permanent residence?

Answered: 237 Skipped: 57

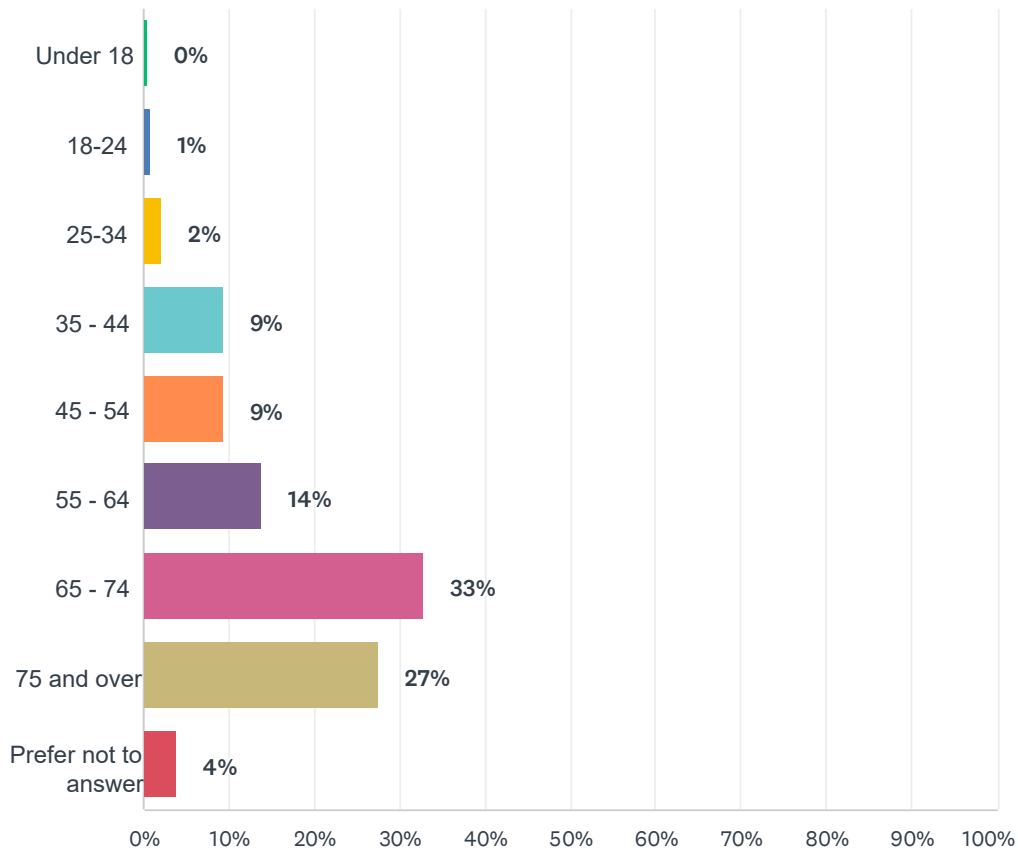


ANSWER CHOICES	RESPONSES	
49670	74%	176
Other (please specify)	16%	39
49674	3%	7
49682	3%	7
49653	1%	3
49684	1%	3
49621	0%	1
49654	0%	1
49630	0%	0
49636	0%	0
49664	0%	0
TOTAL		237

OTHER (PLEASE SPECIFY)		
52240 - Iowa City, IA	48130 (2) -Dexter, MI	
Soon it will be 49670	49686 -Traverse City (2)	
Home state	48025 -Bingham Farms, MI	
48105 -Ann Arbor Area, MI	49453 -Saugatuck, MI	
48103 (3) -Ann Arbor Area, MI	48933 -Lansing, MI	
48104 -Ann Arbor Area, MI	64112 - Kansas City, MO	
49435 -Marne, MI	63122 -St. Louis, MO	
49651 -Lake City, MI	68132 -Dickens, NE	
49506 -East Grand Rapids, MI	45402 -Dayton, OH	
30305 -Atlanta, GA	20854 -Potomac, MD	
30307 -Atlanta, GA	27516 -Chapel Hill, NC	
30144 - Kennesaw, GA	07060 -Painfield, NJ	
60048 -Libertyville, IL	20015 -Washington, D.C.	
69614 -Chicago, IL		
60622 -Chicago, IL		
66044 -Lawrence, KS		
33040 -Key West, FL		
80027 -Louisville, CO		
19446 -Montgomery Co, PA		
46208 -Indianapolis		
94706 -Albany, CA		
93023 -Ojai, CA		

Q21 What is your age?

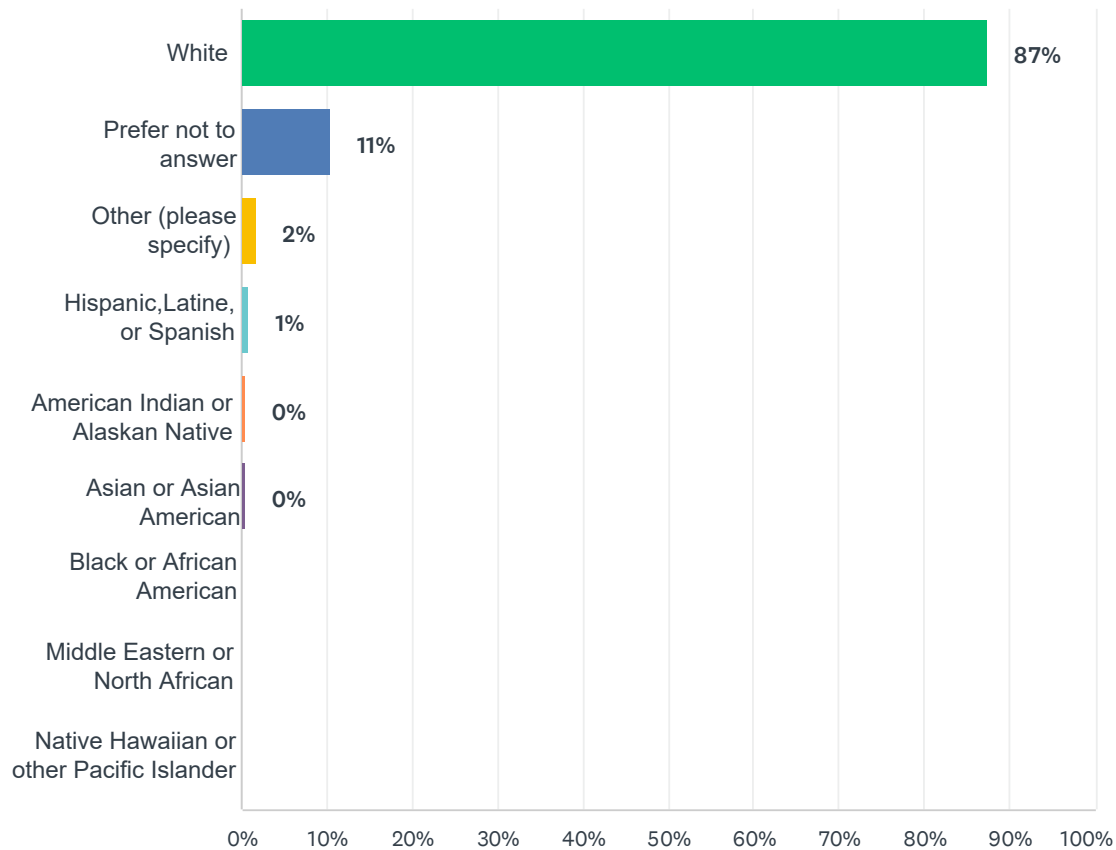
Answered: 237 Skipped: 57



ANSWER CHOICES	RESPONSES	
Under 18	0%	1
18-24	1%	2
25-34	2%	5
35 - 44	9%	22
45 - 54	9%	22
55 - 64	14%	33
65 - 74	33%	78
75 and over	27%	65
Prefer not to answer	4%	9
TOTAL		237

Q22 How would you describe yourself?

Answered: 237 Skipped: 57

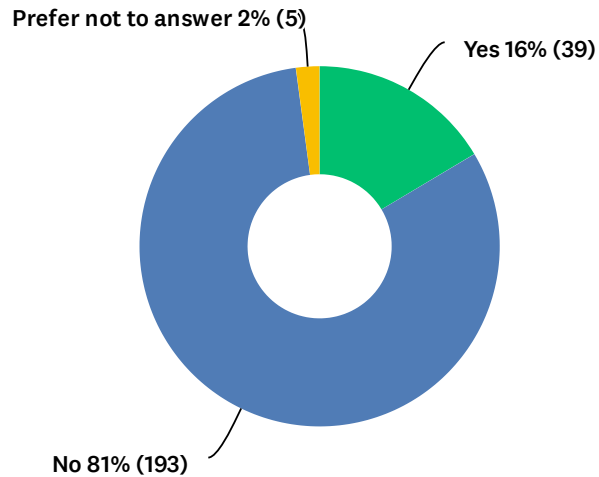


ANSWER CHOICES	RESPONSES	
White	87%	207
Prefer not to answer	11%	25
Other (please specify)	2%	4
Hispanic, Latine, or Spanish	1%	2
American Indian or Alaskan Native	0%	1
Asian or Asian American	0%	1
Black or African American	0%	0
Middle Eastern or North African	0%	0
Native Hawaiian or other Pacific Islander	0%	0
Total Respondents: 237		

OTHER (PLEASE SPECIFY)			
I wish the community had more color!	mixed race	Scandinavian	All the above.

Q23 Do you have a child/children under 18 years old living in your household?

Answered: 237 Skipped: 57



ANSWER CHOICES	RESPONSES	
Yes	16%	39
No	81%	193
Prefer not to answer	2%	5
TOTAL		237

Q24 Please provide any additional comments about your needs for the Leelanau Township Library.

Answered: 94 Skipped: 200

Love the Library/Staff	
I love my library and have had a great relationship with it for over 20 years. In my opinion, the one thing that must come out of this is a facility that provides ADA accessible bathrooms. I am embarrassed for us that we have not been able to make this happen yet. Thank you to all of you working on this survey in the betterment of our beloved library.	We are very appreciative of the friendliness of the staff and of the supply of current books. It is a warm and inviting space. We are forever happy for having such a terrific library.
I love our library and think it is an extremely important part of our community but I would like to see a larger space with room for community meetings...	We have found this library to be an incredibly valuable resource for the 65 summers we have spent here. The librarians have always been helpful, even ordering new books we asked asked about. The computer and WiFi services have been invaluable, since the service in our neighborhood has been spotty or nonexistent. Magazines are a bonus. Children's programs have been great. The building is comfortable and charming.
I love our library staff and board and appreciate all they are doing to bring our library into the community's attention for all that they are achieving.	As the Library has become more sophisticated, we have been impressed with its progress, while still maintaining its small town atmosphere.
I love the central location.	I haven't heard about as many community programs lately, but I might not be looking out for them as I have in the past.
I love the Library in its downtown location. When I lost my job many years ago I checked out books because I couldn't afford to buy books. I use the printer and copier often. I use the little library to give away books I have finished. I used to take my little grandson the story hour/craft hour. I have another grandchild on the way and hope the program will be available.	I tout this Library wherever I am.
I love the library! It suits my needs as is.	Staff
I love this library-glad to hear that improvements are being considered to make sure it stays up with the times and continues to be relevant.	Our staff and volunteers have always been terrific. If we had more space and staff, we could offer this community so much more in the educational and cultural enrichment of our residents. The library is the only FREE gathering spot for learning and exchange of ideas in our township. We can nurture it with a strong vision and a willingness to engage in action to complete a strategic plan that guides us into the future. I love this library! I want to see it thrive!
Library staff is terrific, always so helpful. Library does amazing work in a small community, "small but mighty."	Julie and Erin are so helpful at the library. We are fortunate to have both working at the library.
Note: Under 16. - "Diversity of staff" - Patron indicated: not the library's fault: can only work with whoever is available.	The Leelanau Township library staff is incredible! So grateful for all of them!
Love our library! ♥♥♥	Collections
Love the library in northport	I check out the T-Mobile device often and feel fortunate the library has made them available to the community. The demand has increased for the device, sometimes there is a waiting list which is fine. There should be a fee assigned to people who do not return the device on time, maybe 3-5 dollars per day. I feel people do not return it on time because there is no penalty for not returning it on time.
Thank you for asking for community input - libraries have had a special place in my own heart since I was young and also in our children's hearts. Access to books and information is something our family strongly supports.	My needs are relatively minor, as I primarily read on (and purchase books for my Kindle). But I strongly support any effort to get people (esp. children) reading as much as possible. I also believe public libraries need to be as intentionally content-neutral as possible in purchasing lending materials. No banning of books (although age-appropriate access restrictions are fine, with parental input).
Thank you for this survey! And thank you for working to keep the library the focal point/heart of our community!	Primary use of the library for me is books.
For the size of this community, Leelanau Township Library is SUPURB! Wonderful staff, great selection of materials and books. You just need more room! I love hearing the children exploring and having fun in the library.	The library is a fantastic hub and resource for our community. I especially love that we are now able to use Libby and other digital apps for borrowing books.
Note: Under 1. of the survey (Library Use) - Added: I'm here in the summer; about 6 weeks now; used to be 4 months. Under 16 of survey (Community Support) Under "Diversity of Staff" - Everyone is WHITE up here!; under Facility - "Needs more space."	Funding
Good luck with getting a bigger library! You do a great job!!	Don't be another institution looking for a millage or bond to expand services that a small town library cannot reasonably be expected to support and maintain. Be a library, not a social services money pit.
Great library. Good job.	Local programming for children to support reading skills and that provides opportunities for the development of useful life skills knowledge would be a worthwhile goal. Program offerings for seniors would be reasonable.
I think the library is pretty wonderful for a town the size of northport I use the library when I'm visiting family who live in Northport and I LOVE to have access to the space and your services.	Technology provides all with access to "big town" programs at larger libraries. Don't try to reinvent the wheel.
So grateful for the library and the wonderful staff. It's so cozy and has everything I need. I hope as changes take place. You will keep the welcoming atmosphere.	In a time of the internet the traditional role of the library as a research center has diminished. Print material is still valuable to many residents of the area and the library should embrace its traditional role as a provider of printed material. Inflation has created a growing hardship for residents in Leelanau Twp living on fixed incomes. Millages may seem to have a minute impact on property owners, but it must be noted that they are cumulative and never go away.
Keep up the good work!	It makes no sense to spend a lot of money just because the library is busy 3 months of the year
We are fortunate to have LTL - a gem in our community. Great staff/New Board. Need more space and public bathroom. Thanks!	It's difficult to answer these questions without knowing the financial resources available to select and implement preferences
Marketing/Outreach	
I am unaware of any special outreach to the Northport Point families but think this a part of the community which would value the library. Sending long term book collections; mailing a letter to NP families to let them know about activities; and "reaching" out to those grandparents and visiting families could enrich the scope of the Library Friends and fundraising.	
Love the outreach. Well done.	

Spaces/Building/Tech	Library amenities:
Bidding for construction must be a completely transparent process. Too many times the process elsewhere has been abused and costs skyrocket beyond budget.	1. Lots of parking-including a few handicapped spaces.
Bigger building or move township offices. Maybe move township offices to unused children's center.	2. Make sure there is the handicapped opening and closing apparatus for the doors and that they work!!!
Accessible restrooms, study rooms, and a large meeting area are all needed to enable the library to better meet the needs of the community.	3. Lots of desks and chairs where people can sit and read; maybe have some sofas or comfy chairs scattered around with table lamps. Lamps should have USB ports on them for people to charge their stuff.
As a parent, when I visit the library, my focus is NOT on screens/technology. I want my children to browse books and other materials without the distraction of wanting to play games on the computer, etc.	4. For people with own laptops/computers, make sure there are plenty of outlets to plug into.
Great location	5. Dedicated areas for listening to music or watching a video-some small rooms or carrels with headphones. Have the DVD's and music records and CD's near where they will be listening or watching.
I see public libraries as community hubs and ours could use more space in order to become this! Private study rooms, meeting rooms and a programming space separate from the library proper. Oh yeah and public bathrooms for patrons.	6. Have a large Children's section where they can also sit and read in comfy chairs or at a table. (See You've Got Mail with Tom Hanks and Meg Ryan.)
I would love to see a new facility built for our library as a place to go in the winter and socialize with like minded readers or sit with a good book.	7. Have each section, e.g. Fiction, Non-Fiction, Biography, Poetry, Mystery, etc. well labeled with signs overhead like in bookstores.
I would really like to see the library lean into offering a space for remote workers which includes quiet individual meeting rooms to allow for zoom calls or interviews. I think this is crucial to continue supporting visitors and those who vacation in the surrounding area to support their work, as well as those who live in the area that work remotely full time.	8. Have a fairly large magazine section with various subjects: hunting, fishing, cooking, sewing, crafts, etc.
I'd love to see more books.	9. Make sure there are at least 4 restrooms on site, and they should be UNISEX so that it doesn't matter who uses them - no standing in line to wait for the ladies' room. That many would be needed, especially in the summer when there are extra people around.
If the library is going to actively pursue a larger facility, check into the unused space at the school.	10. Have a dedicated area for snacks and/or drinks like in bookstores.
Sewer in place, parking available, restrooms available. And, look at the connections that could be forged with students.	11. Maybe have hours available 7 days a week--some people might only be able to come in on a Sunday afternoon.
Some of your selections for activity preferences are duplication of services...referring people to social/senior services, assisting with jobs/careers, arts and creative pursuits.	12. Have plenty of computers available for people to use; maybe 8 or so.
Looking down the line, I would support and donate to a community funded building project--relocation or renovation-- (that seems to be the word on the street).	13. MAKE SURE THERE IS GOOD, SECURED, INTERNET AVAILABLE.
I am opposed to any millage or bond issue funded by taxpayers to build or renovate.	14. Can this be funded through a grant or millage, or both? Can this be funded through State funds?
Really enjoy a comfortable place to sit for a quick read of the local newspapers or current periodicals. Make sure that the furniture is comfortable and in good condition. Current staff is very helpful and friendly, let them know.	15. Is there a large enough existing building that this can be done?
Restrooms, more adult seating & quiet nooks	16. Have lots of windows so that everything is light and airy. In winter, have drapes that can be pulled to keep out the gloom and keep in the heat. Have LOTS OF GOOD LIGHTING.
Seems like our library is busting at the seams. All staff are working hard to keep the library a vital part of the community. Seems if you offer as much services to the community, the building itself is too small.	17. Can the current building be expanded--move the back wall (as long as it isn't load-bearing), and have the Township offices move in with the Village offices--they'll need a bigger building!!!
Bathrooms are a plus.	18. Having the color printer for patrons is a VERY GOOD IDEA and will be well utilized, and make \$\$\$ for the library.
Also note: Under 6. (How often to do you use the library?) - Patron checked off "Rarely" on the written copy of the survey.	19. Have an area where art work can be exhibited and priced if anyone wants to buy.
Some of the line items feel like the committee is setting up to build a new library/community center. Many of the line items on the "wish list" should be handled by school spaces and equipment...instead of creating a redundancy in such a small town. Rethink the existing school and existing buildings in the town to expand the library space. An upgrade to the existing library is long overdue and the school should be more of a community resource.	20. Is this a huge pipe-dream or is it in any way feasible? Have the Leelanau Township Library the FLAGSHIP Library in the County!!! Look at Leland, Suttons Bay and even the Traverse City Library on Woodmere to get more ideas and maybe be able to implement a combination of all of the above to have a REALLY GREAT LIBRARY. It's too bad there can't be a second story with an elevator, even a small elevator; or an open "dumb-waiter" that could be used. If not, then we'll just need to "spread out" more.
Sorry late. Hope my input can still be considered. Libr & staff currently doing fantastic work but size of facility very limiting. Less crowded space would invite more users. Accommodate less mobile.	21. Is the PIER GROUP big enough, and is anyone using it besides Idyll Farms Goat Cheese? How much would it cost to renovate that building-or is it out-of-sight?
The community needs a large room for public meetings and programs which could be part of a new library.	22. Thank you for taking the time to read this; even if it is a fairy-story in places.
The library does a very admirable job meeting the needs of this community. A larger, more inclusive and flexible space that included a bathroom would be beneficial.	Again, I would like a Starbucks feel without the store bought coffee. Bring your own to gather or study/work alone. Make it community
The Library has the potential to be much more of a community center than it is currently. That can be accomplished through a new larger facility.	Meeting room needed. More space for everything.
The library is an important community asset and I look forward to seeing plans for expansion.	more space to allow more programs
There is a huge need for updated, flexible and safe space!	More space, meeting rooms, expanded childrens section, designated staff person for all community programming and outreach, other forms of payment, more programs for wide range of ages and interests, more accessible shelving and bathrooms
	My favorite libraries in the County:
	-Empire
	-Sutton's Bay
	Nice layouts, spacious, many individual work stations.
	Need a new structure that will meet goals for the future
	Need bathrooms, of course!
	Need meeting rooms. Need a dedicated area for using computers in the library, large enough for 8-10 people at least.

Spaces/Building/Tech-con't	Other
<p>This is a great little library that provides an outsized level of services given the size of the surrounding community. It would be terrific if it could have worthy facility.</p> <p>We love the library and would love to see it expanded and refreshed! We think it should move to the pier group building;)</p> <p>We need an accessible unisex toilet facility.</p> <p>Note: Under 6. on the survey (How often do you use another library?) - "Rarely" box on printed survey checked off by patron.</p> <p>While there has been talk for years, even plans drawn up, the library as it is has an intimate charm. It seems that it is rarely "full", except for events. There is a need for public restroom facilities within the library building.</p> <p>There is a need for a community space now that the fire hall is unavailable. Perhaps that need should be filled by the township facilities. Would like to see library take over township office, provide better restroom access and have comfortable setting to peruse newspapers, similar to Leland and Suttons Bay</p>	<p>Again, the library is a tremendous asset and can serve all. It should not substitute for other social services (even if under-funded by township). Books, reading, exchange, and ideas should be the core. Also important to get a special outreach (likely beyond this survey) to young people to hear what they would like.</p> <p>As an avid reader, I appreciate the undertaking of this survey. For me, Leelanau Township Library is a wonderful place where "everyone knows your name"!</p> <p>I am a summer resident, here for 3-4 months. I might have different answers if I knew the community better and also looking for services year round.</p> <p>I found questions 7 and 8 bothersome to answer. They asked how things affect me and my family, which is how I answered them. But, had I been answering them based on how they I think they might affect the community, my answers would have been completely different.</p> <p>I use the library primarily for digital books. I love your collaboration with Partner Libraries!</p>
Programs	
<p>Adventure trips/ off site experiences would be awesome.</p> <p>Collaboration with the other libraries on events that are bigger, such as having Kent Krueger come, are good for everyone. Though infrequent, they could serve as an information point for various library programs and services.</p> <p>Discussion groups - eg. foreign affairs, environment</p> <p>I feel many of these programs suggested could be fulfilled by the school, art center, performing art center, our beautiful, spacious Leelanau government center, social services, senior services. We already have many places to go for the services suggested here. There are too many ideas suggested for our library and if more space is needed the Leland and Suttons Bay libraries are available also within our Leelanau Township region.</p> <p>Just need to use the library and programs more</p> <p>LTL is a wonderful resource in our community. It has good programming for events but definitely needs more space with better design to provide more extensive programming. I would also like to see a series on speakers addressing local and global issues. Thanks for all you do!</p> <p>Would like to see more effort towards encouraging & educating on being green - recycling, repurposing, raising public awareness & responsibility. Libr can set example. Maybe sell reusable water bottles w libr logo & inform how damaging single use plastic is.</p> <p>Wellness is awesome but maybe beyond current realm of libr although if want to dream big - install cycle machine with book holding stand, earbud plug in & have it hooked up to provide power to copier. Haha! 2 single restrooms - all gender- at minimum, would be huge improvement.</p> <p>Bright open area with greenery, quiet space, a stand up desk (see if gets much use). How-to tech classes, instruction is very important to me.</p> <p>Maybe could be school project for those techy students to offer their skills to us dinosaurs. I LOVE our Library!!</p> <p>The community needs a Community Center. The library approaches filling this need. Most important in this regard is a place for the formal discussion of issues - something between a conversation and a debate. We are in danger of losing our ability to talk to each other on matters of cultural importance.</p> <p>The kids programming is great as well.</p>	<p>I think the library has great variety in loan items (bikes, sewing machines, back packing equipment...). The size of the library fits my needs, but I'm sure you could offer even more wonderful services if you had more space.</p> <p>I have appreciated having the library available to use for the past 30+ years. I hope that it can continue it's good work, helping the people of the township. Ignorance is what brings society down. Here is to many more years of educating the public.</p> <p>I utilize the library to get books. I read 2-4 books per week in the Fall/Winter/Spring weeks. The library is perfect to me as it is. I read into this survey that the liberal folks on your board want to build a new facility, add programs that are not needed, and add cost. It appears that you are heading to "We are the Library, and we are here to help</p> <p>I'm a huge believer in libraries, and support LTL and my home library, as well as ALA etc. As a former library trustee, I'm very aware of the ways the library can help lift people up - and spending time here, I see the growing challenges that the library may be able to help with.</p> <p>The biggest challenge I see is space. I really like the library space, and its location - but it's tiny. I've never felt cramped, but to truly address the things in this survey, a larger area would be needed. I ran a library capital campaign, and that's a thing unto itself.</p> <p>So I think the bottom line is - what do folks in Leelanau Township want their library to offer, beyond "traditional" library offerings -and prioritize based on that. Which of course drives this survey. All the best on this effort!!</p> <p>It is especially important to support our libraries against pressures to censor.</p> <p>Relationship with Landlord (Leelanau Township).</p> <p>The most important role in this era of online information access is to supplement school activities and resources for kids whose families don't have the money to subscribe to online resources or otherwise have access to encourage them to read as broadly as possible for intellectual and social development, and to inspire lifelong use of information resources to enhance their work and social life as well as contributing to their community.</p> <p>This is a nice small library and I'm grateful to have it in Northport. As a summer resident, my library needs are limited and would defer to those of the year-round community, for whom the library probably plays a more important role.</p> <p>One thought: we should think carefully before expanding library facilities and programs. Such features may be available elsewhere, such as the school, community arts building, parks, or coffee shops. Would a library program compete with those activities? How could the library provide such services in a better way than alternatives elsewhere?</p> <p>This survey is sooooo long that I'm "fried" & don't want to think anymore. Way too long a survey. Might want to tailor parts of survey to types of users....families, retired, etc.</p> <p>Why doesn't this survey include the most obvious questions?</p> <p>"Does Leelanau Township need to build a new library?"</p> <p>"Do you or will you support an initiative to build a new community library and meeting facility?"</p>